

2-er sofa



Width: 165cm
Depth: 90cm
Height: 93cm
Volume: 1,22 m³
Weight: 30kg

2-er maxi sofa



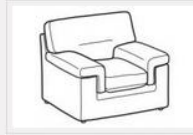
Width: 185cm
Depth: 90cm
Height: 93cm
Volume: 1,37 m³
Weight: 40kg

3-er sofa



Width: 205cm
Depth: 90cm
Height: 93cm
Volume: 1,51 m³
Weight: 47kg

Armchair



Width: 100cm
Depth: 90cm
Height: 93cm
Volume: 0,75 m³
Weight: 21kg

2-er lateral element




Width: 148cm
Depth: 90cm
Height: 93cm
Volume: 1,10 m³
Weight: 28kg

3-er lateral element



Width: 188cm
Depth: 90cm
Height: 93cm
Volume: 1,39 m³
Weight: 45kg

1-er lateral element



Width: 87cm
Depth: 90cm
Height: 93cm
Volume: 0,66 m³
Weight: 19kg

Chaise Longue



Width: 87cm
Depth: 170cm
Height: 93cm
Volume: 1,22 m³
Weight: 30kg

Square corner



Width: 83cm
Depth: 83cm
Height: 93cm
Volume: 0,58 m³
Weight: 19kg

Round corner



Width: 113cm
Depth: 113cm
Height: 93cm
Volume: 1,05 m³
Weight: 24kg

1-er central element



Width: 68cm
Depth: 90cm
Height: 93cm
Volume: 0,52 m³
Weight: 17kg

Footstool



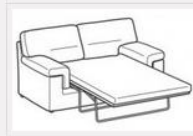
Width: 60cm
Depth: 60cm
Height: 45cm
Volume: 0,18 m³
Weight: 9kg

Rectangular Footstool



Width: 85cm
Depth: 60cm
Height: 45cm
Volume: 0,26 m³
Weight: 11kg

2-er bed with electro-welded base



Width: 165cm
Depth: 90-232cm
Height: 93cm
Volume: 1,22 m³
Weight: 58kg

3-er bed with electro-welded base



Width: 205cm
Depth: 90-232cm
Height: 93cm
Volume: 1,51 m³
Weight: 81kg

2-er lateral element bed with electro-welded base



Width: 188cm
Depth: 90-232cm
Height: 93cm
Volume: 1,10 m³
Weight: 56kg

3-er lateral element bed with electro-welded base



Width: 188cm
Depth: 90-232cm
Height: 93cm
Volume: 1,39 m³
Weight: 79kg