



**NOLA**

## **Model list**

**valid from 01.05.2015**

**GWINNER<sup>®</sup>**  
INTERNATIONAL

# Finishes

## Carcase:

White matt silk lacquer

Fango matt silk lacquer

Taupe matt silk lacquer

## Front:

Veneered honey oak timber

Veneered stone-grey oak timber

Veneered natural knotty walnut

**Exception: The base-element fronts are always lacquered.**

The colour and wood finishes have been specifically created for Gwinner products and can therefore not be found in any standard. Gwinner colour samples provide an approximate reproduction and serve only as a guide.

# Table of contents

Product information	<b>Page</b>	<b>3-5</b>
Combinations	<b>Page</b>	<b>6-17</b>
Planning system for individual models	<b>Page</b>	<b>18-27</b>
Room dividers	<b>Page</b>	<b>28</b>
Coffee tables and dining tables	<b>Page</b>	<b>29-31</b>
Chairs	<b>Page</b>	<b>32-33</b>
Accessories (lighting, remote controls, shelves, etc.)	<b>Page</b>	<b>34-35</b>

## Customer services:

### Sales:

You can call us:

Mon to Fri: 8 a.m. – 6 p.m. Tel. +49 (0) 7445 183 0

Sat: 10 a.m. – 4.30 p.m. Tel. +49 (0) 7445 183 370

### Planning information:

You can call us:

Mon to Fri: 8 a.m. – 6 p.m. Tel. +49 (0) 7445 183 370

Sat: 10 a.m. – 4 p.m. Tel. +49 (0) 7445 183 370

Fax +49 (0) 7445 183 399

### Website:

[www.gwinner.de](http://www.gwinner.de)

# Product information

## Quality features:

The interior and exterior of all visible carcass sections are lacquered, and the fronts are real wood veneered.

The drawers are mounted on soft-close, partial-extension Quadro runners. Soft-close full-extension runners are available at a surcharge.

The all-metal clip-on hinges are adjustable in three directions and are cushioned as standard.

## Veneer features:

Please note that every piece of precious veneer is unique and can vary widely from one veneer trunk to another by its very nature. Despite our veneer specialists taking the greatest care, variations from brochure illustrations and unit samples cannot be ruled out.

For oak timber and knotty walnut, veneers with cracks and knots are purposely chosen and filled to be darker. Only this time-consuming process gives the fronts and TV benches their desired natural character. We would like to expressly state that these growth and processing characteristics are desired features on the Nola and they increase the value by being unique, and cannot therefore be seen as a quality defect.

Stone-grey oak timber is a colour that specifically recreates the natural weathering of untreated oak outside. The resulting differences in shades with darker and lighter areas are desired features, and also differ from front to front. Please draw your customer's attention to the special characteristics of this colour. When ordering stone-grey oak timber, differences to the brochure images and colour samples are to be expected.

**Nola** can be configured in any way using the planning programme :

The logo for 'furn plan' features the word 'furn' in a bold, black, sans-serif font, followed by 'plan' in a white, sans-serif font. The text is set against a dark grey rectangular background.

Only Gwinner's current type list applies for price, dimensions and design information.

## Have you included everything in your plan?

The following information is required for the **Nola**:

- **The finish for the front and carcass**
- **Positioning sequence or sketch for freely designed configurations**
- **Accessories and lighting, if required**

Please note that the delivery time may be extended if an order is unclear or incomplete. Please ensure you provide all details when placing your order to enable us to process your order quickly and correctly.

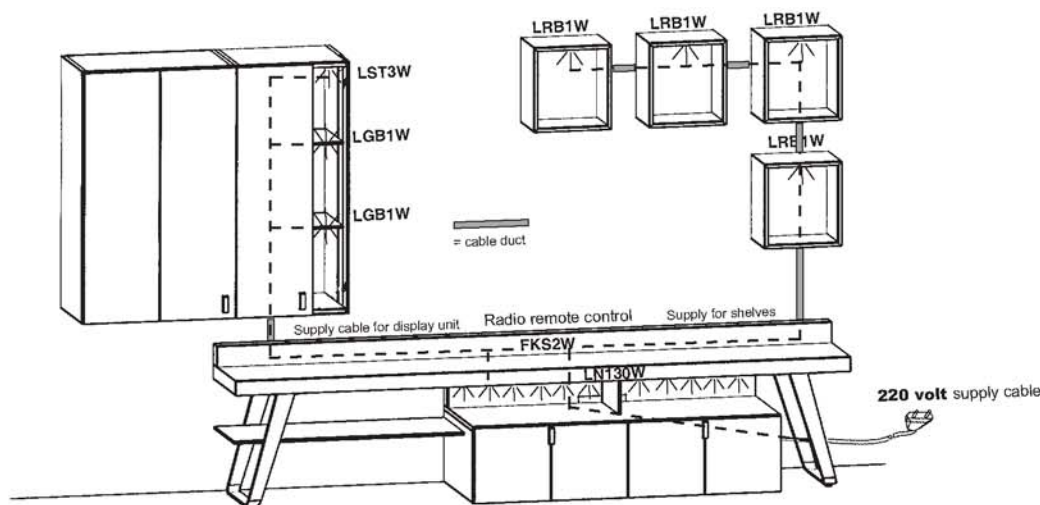
# Product information

**Electrical installation:** The following drawing offers a schematic view of the electrical installation positions and routing. The illustrations of the wiring, lighting and remote control are only symbolic and are not to scale. Except for the cable duct, the wiring shown is on the rear of the elements.

A white, paintable cable duct is supplied to optimise the cable routing between the base element and wall units or shelves. The cable duct can be glued or screwed to the wall. Depending on the cable cross-section, one to three cables can be laid in the duct. A better solution for routing the cables may be to lay ducts along the wall of the room, or to use a frame as shown in example 2.

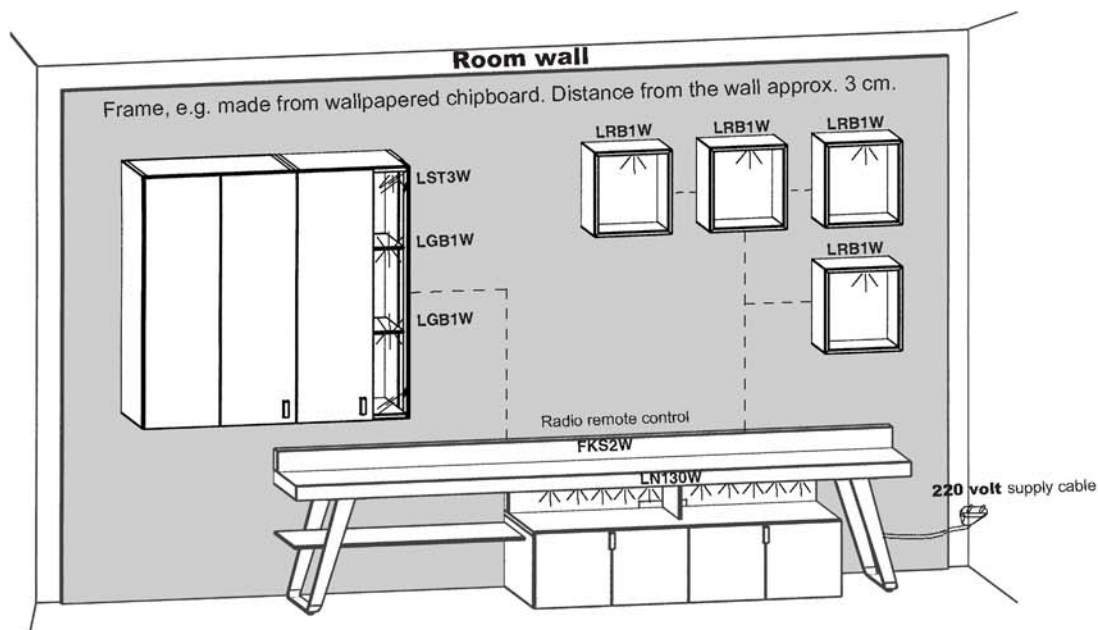
## Example 1 for laying cables for the NL4 wall combination:

The cables are guided to the wall unit and shelves using the cable ducts supplied.



## Example 2 for laying cables for the NL4 wall combination:

The cables are guided to the wall unit and shelves, and are hidden behind the frame.





# Product information

**Nola has been awarded the DGM mark of quality by the German Furniture Quality Association**

**Country of manufacture:** Germany



- Geprüfte Qualität
- Garantierte Sicherheit
- Gesundes Wohnen

...erkennen Sie an diesem Zeichen

## Materials used:

The fronts are made from 19-mm-thick MDF panels that are real-wood veneered around the edge. The sides, shelves and rear panels are made from E1 chipboard. The exterior and interior are lacquered. The sides and shelves are 19-mm thick and the rear panels are 5-mm thick.

The drawers are mounted on soft-close partial-extension Quadro runners, and have been tested 40,000 times.

Doors and glass doors are mounted on nickel-plated, three-way adjusting, fast-assembly metal cup hinges, which have been tested 40,000 times.

Display-unit doors are made from parasol grey float glass, glass shelves are made from clear float glass, the TV-bench shelves are made from parasol grey float glass.

## Load-bearing capacity:



Base-element drawers have a load-bearing capacity of 15 kg; all other drawers have a load-bearing capacity of 10 kg when loaded evenly. Wooden shelves have a load-bearing capacity of 15 kg; glass shelves have a load-bearing capacity of 10 kg; additional information relating to load-bearing capacity can be found on the corresponding element.

## Home hygiene:

Nola meets the requirements for a healthy home environment, it has been tested for harmful substances in accordance with RAL-GZ 430/1-1.

## Care instructions:

Wipe with a dry duster or a slightly damp cloth. The lacquers are highly resistant to abrasion in accordance with DIN 68861.

## Electrics:

All lighting elements and connection cables are VDE-tested.

## Energy usage:

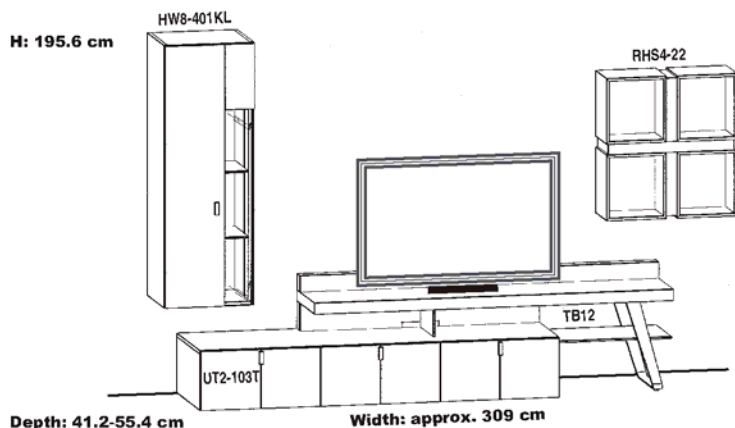
The LED lights used correspond to the energy classes **A\*\*** to **A** on a scale of **A\*\*** (most efficient) to **E** (least efficient). The bulbs in the LED lights cannot be replaced.

Subject to errors, as well as design, colour and material modifications as part of technical progress.

# Wall combinations

Prices excluding lighting and accessories

Dimensions in cm directly beside the corresponding picture.



**Order no. NL1** (as shown)  
Price

**NL1-SV** (mirror-image)

## Recommended accessories:

each

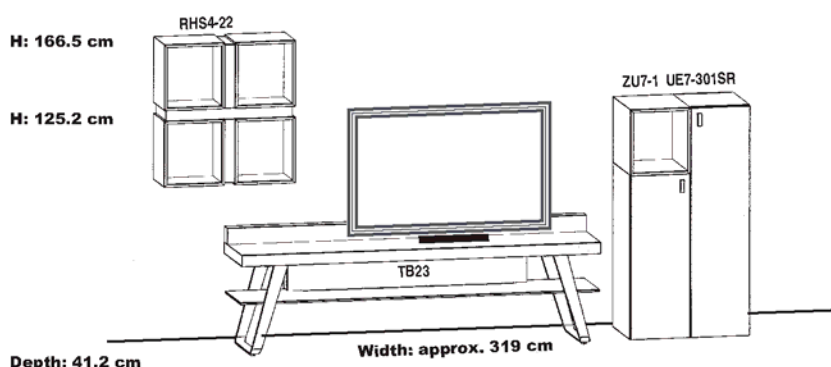
### Lighting

1 LED spotlight for display unit	LST3W
2 LED glass-shelf lights	LGB1W
1 LED light for TV bench	LN130W
4 LED shelf lights	LRB1W
1 radio remote control with colour controller (warm light-cool light) and transformer, 30 watt	FKS2W

### General accessories

3 full-extension runners for base	elMZ500
1-3 organisers	OET65

**Article descriptions and additional accessories can be found on pages 34 and 35. Base elements with drawers can be replaced with base elements with flaps at no extra cost. An IR repeater may be required for base elements with flaps, see page 35**



**Order no. NL2** (as shown)  
Price

**NL2-SV** (mirror-image)

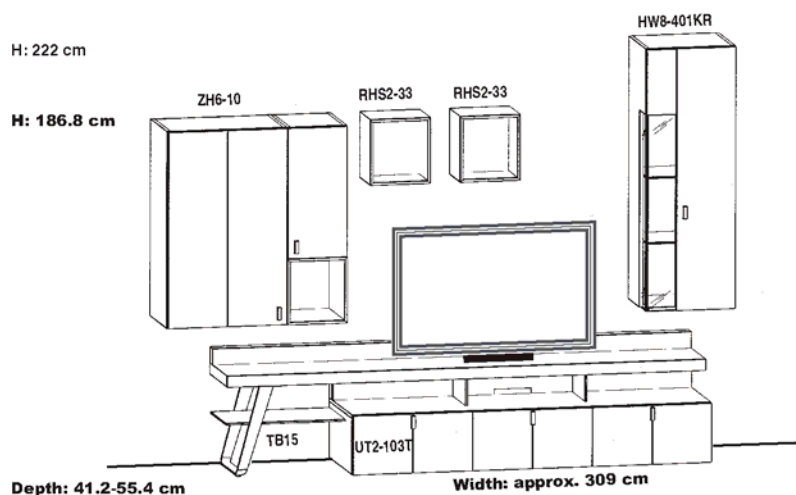
## Recommended accessories:

each

### Lighting

1 LED light for TV bench	LN130W
5 LED shelf lights	LRB1W
1 radio remote control with colour controller (warm light-cool light) and transformer, 30 watt	FKS2W

**Article descriptions and additional accessories can be found on pages 34 and 35.**



**Order no. NL3** (as shown)  
Price

**NL3-SV** (mirror-image)

## Recommended accessories:

each

### Lighting

1 LED spotlight for display unit	LST3W
2 LED glass-shelf lights	LGB1W
1 LED light for TV bench	LN195W
3 LED shelf lights	LRB1W
1 radio remote control with colour controller (warm light-cool light) and transformer, 30 watt	FKS2W

### General accessories

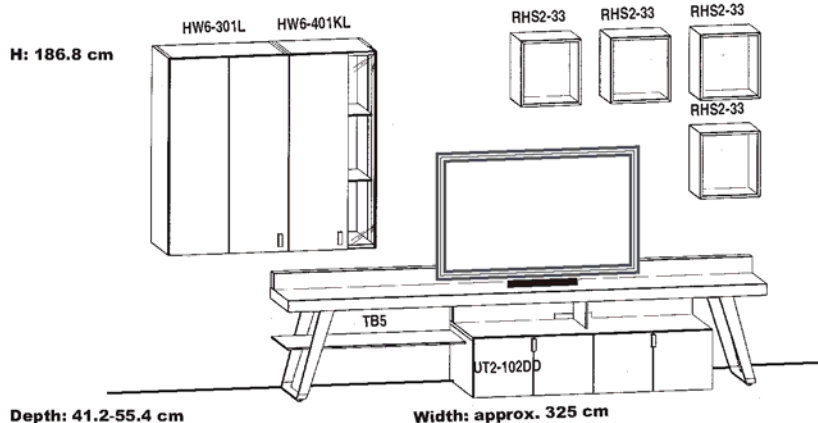
3 full-extension runners for base el	VZ500
1-3 organisers	OET65

**Article descriptions and additional accessories can be found on pages 34 and 35. Base elements with drawers can be replaced with base elements with flaps at no extra cost. An IR repeater may be required for base elements with flaps, see page 35**

# Wall combinations

Prices excluding lighting and accessories

Dimensions in cm directly beside the corresponding picture.



**Order no. NL4** (as shown)  
Price

**NL4-SV** (mirror-image)

## Recommended accessories:

each

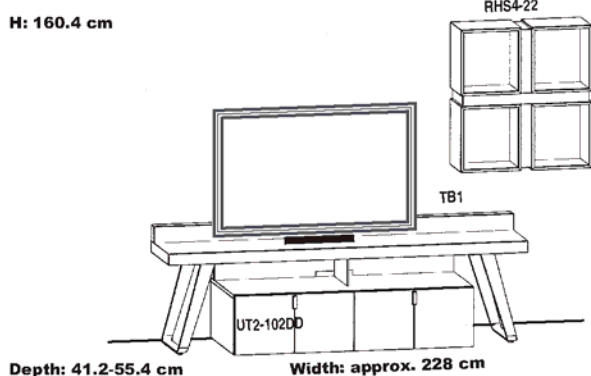
### Lighting

1 LED spotlight for display unit	LST3W
2 LED glass-shelf lights	LGB1W
1 LED light for TV bench	LN130W
4 LED shelf lights	LRB1W
1 radio remote control with colour controller (warm light-cool light) and transformer, 30 watt	FKS2W

### General accessories

2 full-extension runners for base el.	VZ500
1-2 organisers	OET65

Article descriptions and additional accessories can be found on pages 34 and 35. Base elements with drawers can be replaced with base elements with flaps at no extra cost. An IR repeater may be required for base elements with flaps, see page 35



**Order no. NL5** (as shown)  
Price

**NL5-SV** (mirror-image)

## Recommended accessories:

each

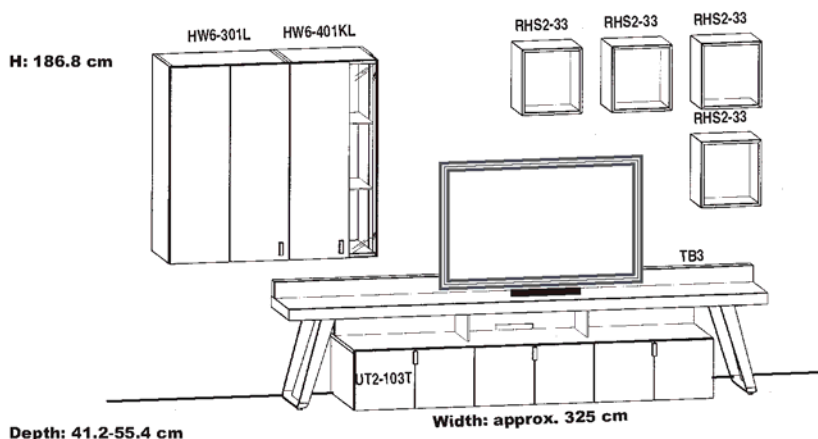
### Lighting

1 LED light for TV bench	LN130W
4 LED shelf lights	LRB1W
1 radio remote control with colour controller (warm light-cool light) and transformer, 30 watt	FKS2W

### General accessories

2 full-extension runners for base el.	VZ500
1-2 organisers	OET65

Article descriptions and additional accessories can be found on pages 34 and 35. Base elements with drawers can be replaced with base elements with flaps at no extra cost. An IR repeater may be required for base elements with flaps, see page 35



**Order no. NL6** (as shown)  
Price

**NL6-SV** (mirror-image)

## Recommended accessories:

each

### Lighting

1 LED spotlight for display unit	LST3W
2 LED glass-shelf lights	LGB1W
1 LED light for TV bench	LN195W
4 LED shelf lights	LRB1W
1 radio remote control with colour controller (warm light-cool light) and transformer, 30 watt	FKS2W

### General accessories

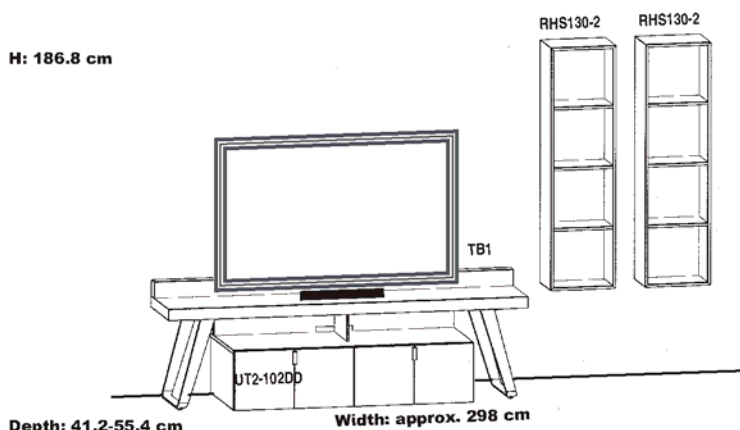
3 full-extension runners for base el.	VZ500
1-3 organisers	OET65

Article descriptions and additional accessories can be found on pages 34 and 35. Base elements with drawers can be replaced with base elements with flaps at no extra cost. An IR repeater may be required for base elements with flaps, see page 35

# Wall combinations

Prices excluding lighting and accessories

Dimensions in cm directly beside the corresponding picture.



Order no. NL7 (as shown)

NL7-SV (mirror-image)

Price

## Recommended accessories:

each

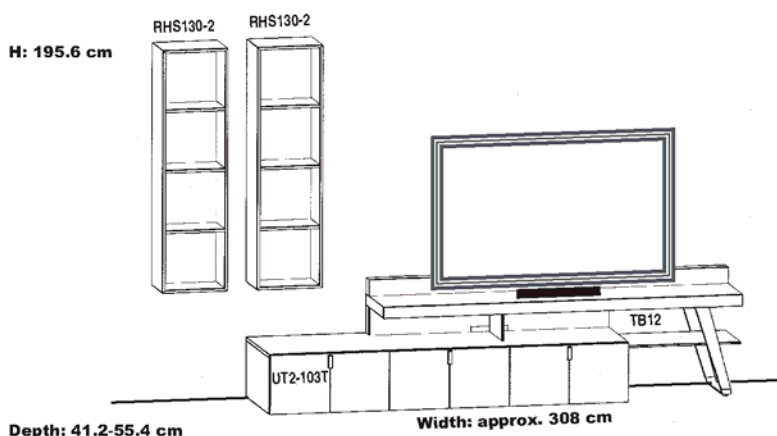
### Lighting

1 LED light for TV bench	LN130W
8 LED shelf lights	LRB1W
1 radio remote control with colour controller (warm light-cool light) and transformer, 30 watt	FKS2W

### General accessories

2 full-extension runners for base el.	VZ500
1-2 organisers	OET65

Article descriptions and additional accessories can be found on pages 34 and 35. Base elements with drawers can be replaced with base elements with flaps at no extra cost. An IR repeater may be required for base elements with flaps, see page 35



Order no. NL8 (as shown)

NL8-SV (mirror-image)

Price

## Recommended accessories:

each

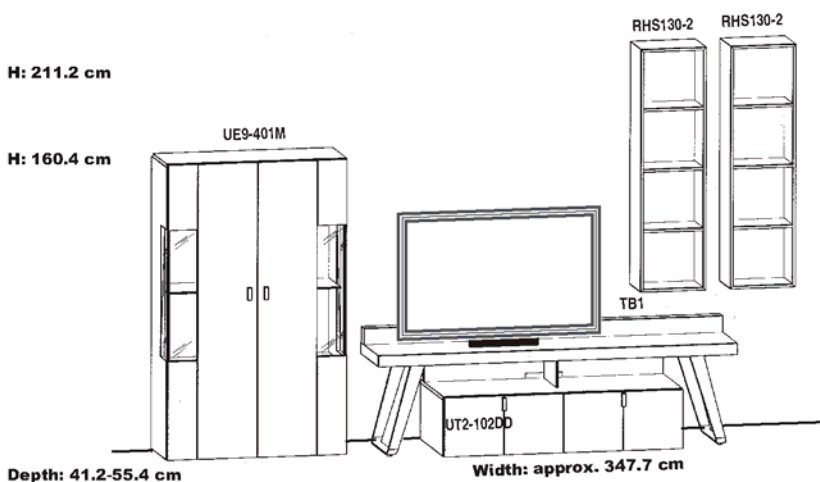
### Lighting

1 LED light for TV bench	LN130W
8 LED shelf lights	LRB1W
1 radio remote control with colour controller (warm light-cool light) and transformer, 30 watt	FKS2W

### General accessories

3 full-extension runners for base el.	VZ500
1-3 organisers	OET65

Article descriptions and additional accessories can be found on pages 34 and 35. Base elements with drawers can be replaced with base elements with flaps at no extra cost. An IR repeater may be required for base elements with flaps, see page 35



Order no. NL9 (as shown)

NL9-SV (mirror-image)

Price

## Recommended accessories:

each

### Lighting

2 LED spotlights for display unit	LST3W
2 LED glass-shelf lights	LGB1W
1 LED light for TV bench	LN130W
8 LED shelf lights	LRB1W
1 radio remote control with colour controller (warm light-cool light) and transformer, 30 watt	FKS2W

### General accessories

2 full-extension runners for base el.	VZ500
1-2 organisers	OET65

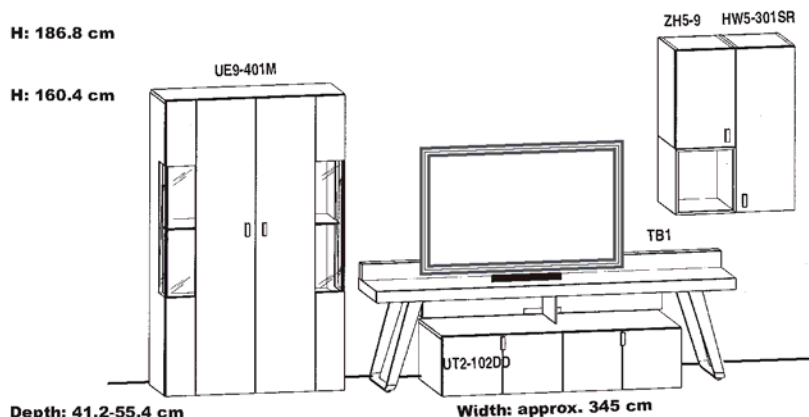
Article descriptions and additional accessories can be found on pages 34 and 35. Base elements with drawers can be replaced with base elements with flaps at no extra cost. An IR repeater may be required for base elements with flaps, see page 35



# Wall combinations

Prices excluding lighting and accessories

Dimensions in cm directly beside the corresponding picture.



Order no. NL10 (as shown)

NL10-SV (mirror-image)

Price:

## Recommended accessories: each

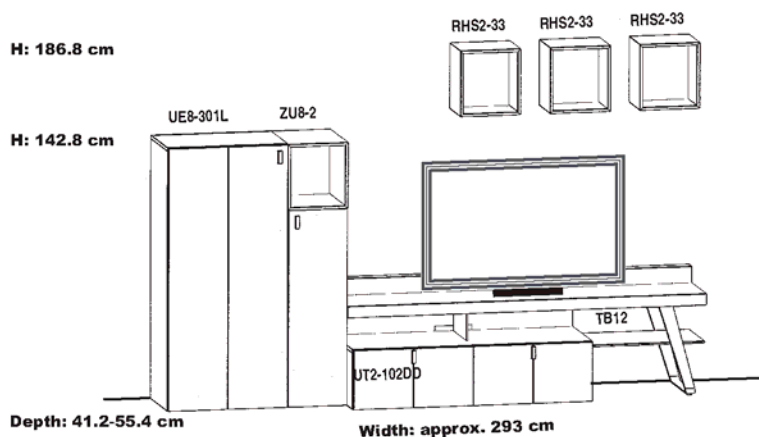
### Lighting

2 LED spotlights for display unit	LST3W
2 LED glass-shelf lights	LGB1W
1 LED light for TV bench	LN130W
1 LED shelf light	LRB1W
1 radio remote control with colour controller (warm light-cool light) and transformer, 30 watt	FKS2W

### General accessories

2 full-extension runners for base el.	VZ500
1-2 organisers	OET65

Article descriptions and additional accessories can be found on pages 34 and 35. Base elements with drawers can be replaced with base elements with flaps at no extra cost. An IR repeater may be required for base elements with flaps, see page 35



Order no. NL11 (as shown)

NL11-SV (mirror-image)

Price

## Recommended accessories: each

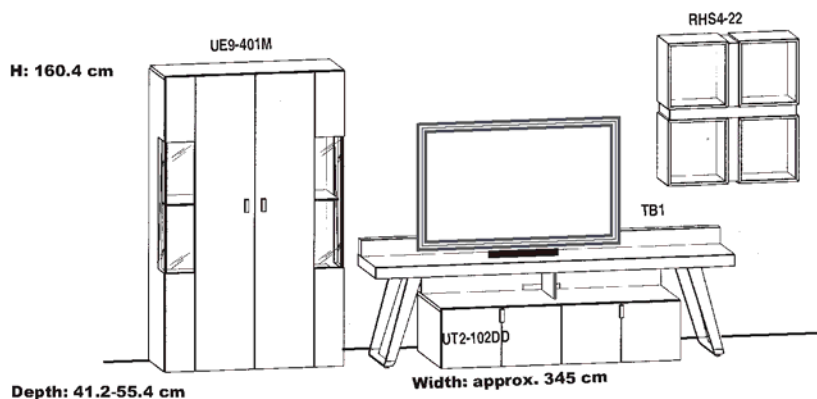
### Lighting

1 LED light for TV bench	LN130W
4 LED shelf lights	LRB1W
1 radio remote control with colour controller (warm light-cool light) and transformer, 30 watt	FKS2W

### General accessories

2 full-extension runners for base el.	VZ500
1-2 organisers	OET65

Article descriptions and additional accessories can be found on pages 34 and 35. Base elements with drawers can be replaced with base elements with flaps at no extra cost. An IR repeater may be required for base elements with flaps, see page 35



Order no. NL12 (as shown)

NL12-SV (mirror-image)

Price:

## Recommended accessories: each

### Lighting

2 LED spotlights for display unit	LST3W
2 LED glass-shelf lights	LGB1W
1 LED light for TV bench	LN130W
4 LED shelf lights	LRB1W
1 radio remote control with colour controller (warm light-cool light) and transformer, 30 watt	FKS2W

### General accessories

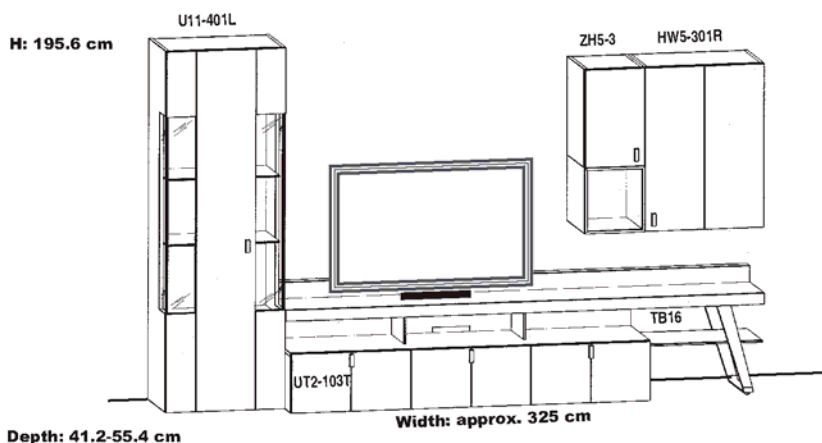
2 full-extension runners for base el.	VZ500
1-2 organisers	OET65

Article descriptions and additional accessories can be found on pages 34 and 35. Base elements with drawers can be replaced with base elements with flaps at no extra cost. An IR repeater may be required for base elements with flaps, see page 35

# Wall combinations

Prices excluding lighting and accessories

Dimensions in cm directly beside the corresponding picture.



**Order no. NL13** (as shown)  
Price

**NL13-SV** (mirror-image)

## Recommended accessories: each

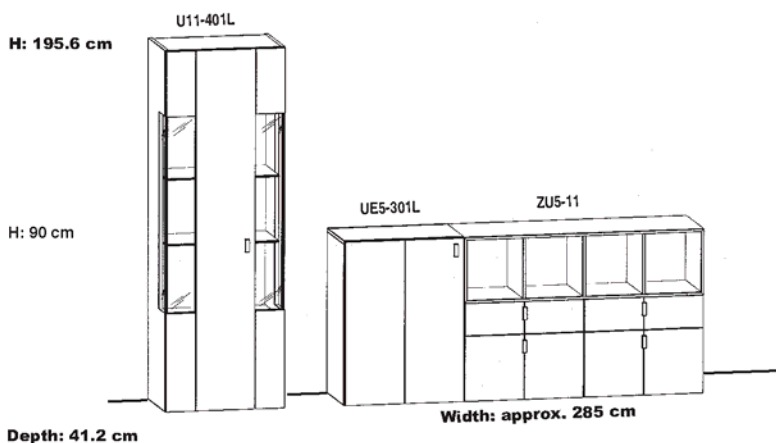
### Lighting

2 LED spotlights for display unit	LST3W
4 LED glass-shelf lights	LGB1W
1 LED light for TV bench	LN195W
1 LED shelf light	LRB1W
1 radio remote control with colour controller (warm light-cool light) and transformer, 30 watt	FKS2W

### General accessories

3 full-extension runners for base el.	VZ500
1-3 organisers	OET65

Article descriptions and additional accessories can be found on pages 34 and 35. Base elements with drawers can be replaced with base elements with flaps at no extra cost. An IR repeater may be required for base elements with flaps, see page 35



**Order no. NL14** (as shown)  
Price

**NL14-SV** (mirror-image)

## Recommended accessories: each

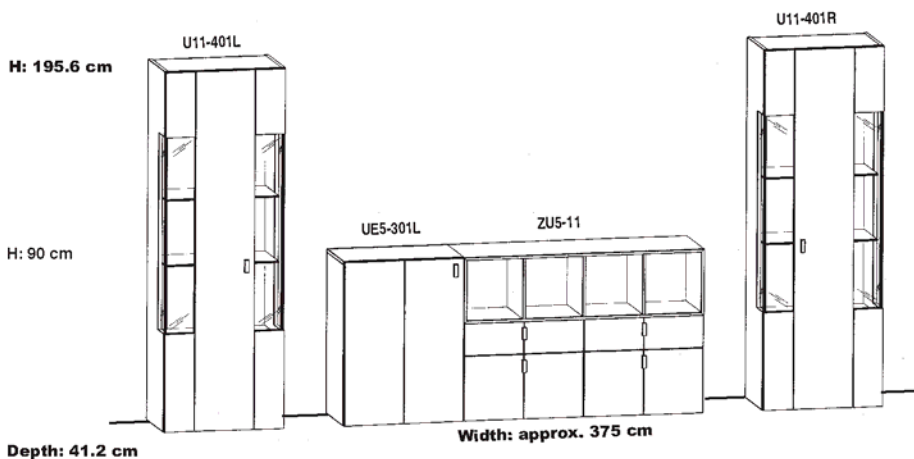
### Lighting

2 LED spotlights for display unit	LST3W
4 LED glass-shelf lights	LGB1W
4 LED shelf lights	LRB1W
1 electrical storage compartment with radio remote control	FKS2W
	LES65W

### General accessories

4 full-extension runners for sideboard	VZ320
1-2 cutlery organisers	BE65M

Article descriptions and additional accessories can be found on pages 34 and 35.



**Order no. NL15** (as shown)  
Price

**NL15-SV** (mirror-image)

## Recommended accessories: each

### Lighting

4 LED spotlights for display units	LST3W
8 LED glass-shelf lights	LGB1W
4 LED shelf lights	LRB1W
1 electrical storage compartment with radio remote control	FKS2W
	LES65W

### General accessories

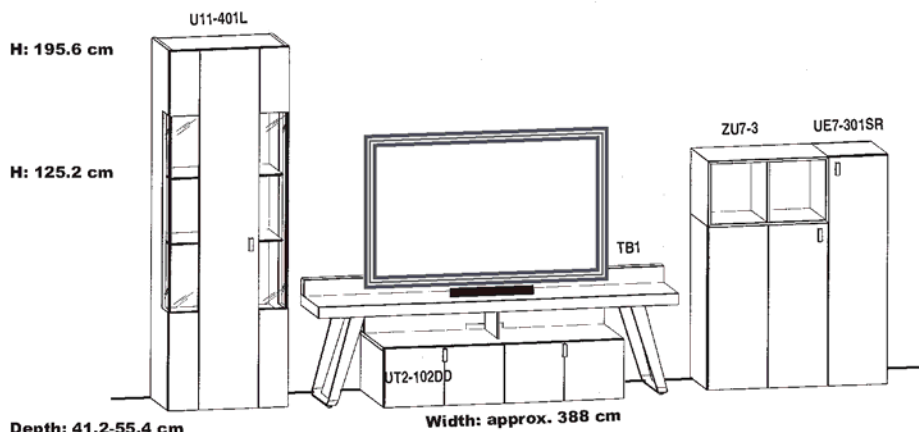
4 full-extension runners for sideboard	VZ320
1-2 cutlery organisers	BE65M

Article descriptions and additional accessories can be found on pages 34 and 35.

# Wall combinations

Prices excluding lighting and accessories

Dimensions in cm directly beside the corresponding picture.



Order no. NL16 (as shown)

NL16-SV (mirror-image)

Price

## Recommended accessories: each

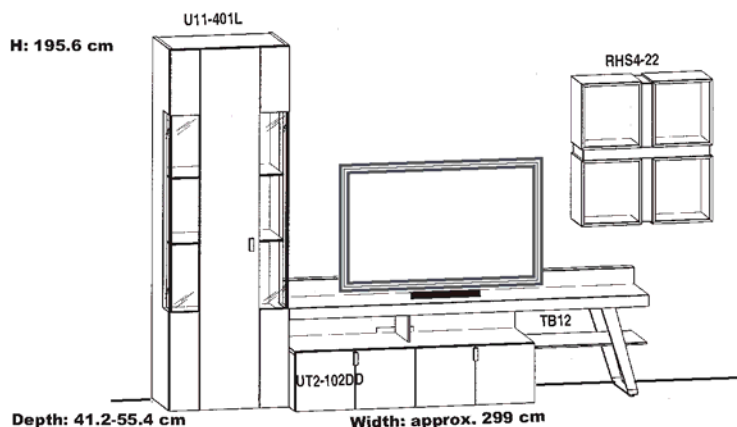
### Lighting

2 LED spotlights for display unit	LST3W
4 LED glass-shelf lights	LGB1W
1 LED light for TV bench	LN130W
2 LED shelf lights	LRB1W
1 radio remote control with colour controller (warm light-cool light) and transformer, 30 watt	FKS2W

### General accessories

2 full-extension runners for base el.	VZ500
1-2 organisers	OET65

Article descriptions and additional accessories can be found on pages 34 and 35. Base elements with drawers can be replaced with base elements with flaps at no extra cost. An IR repeater may be required for base elements with flaps, see page 35



Order no. NL17 (as shown)

NL17-SV (mirror-image)

Price

## Recommended accessories: each

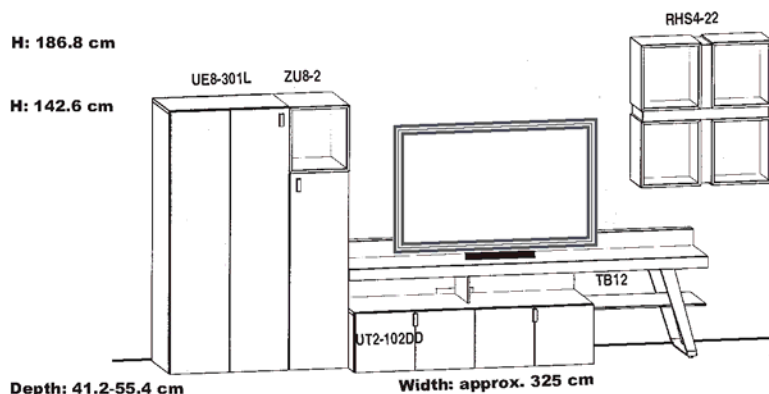
### Lighting

2 LED spotlights for display unit	LST3W
4 LED glass-shelf lights	LGB1W
1 LED light for TV bench	LN130W
4 LED shelf lights	LRB1W
1 radio remote control with colour controller (warm light-cool light) and transformer, 30 watt	FKS2W

### General accessories

2 full-extension runners for base el.	VZ500
1-2 organisers	OET65

Article descriptions and additional accessories can be found on pages 34 and 35. Base elements with drawers can be replaced with base elements with flaps at no extra cost. An IR repeater may be required for base elements with flaps, see page 35



Order no. NL18 (as shown)

NL18-SV (mirror-image)

Price

## Recommended accessories: each

### Lighting

1 LED light for TV bench	LN130W
5 LED shelf lights	LRB1W
1 radio remote control with colour controller (warm light-cool light) and transformer, 30 watt	FKS2W

### General accessories

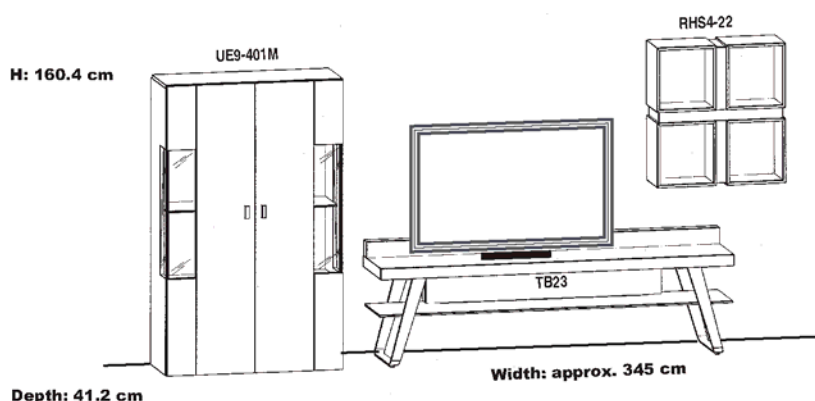
2 full-extension runners for base el.	VZ500
1-2 organisers	OET65

Article descriptions and additional accessories can be found on pages 34 and 35. Base elements with drawers can be replaced with base elements with flaps at no extra cost. An IR repeater may be required for base elements with flaps, see page 35

# Wall combinations

Prices excluding lighting and accessories

Dimensions in cm directly beside the corresponding picture.



**Order no. NL19** (as shown)  
Price

**NL19-SV** (mirror-image)

## Recommended accessories:

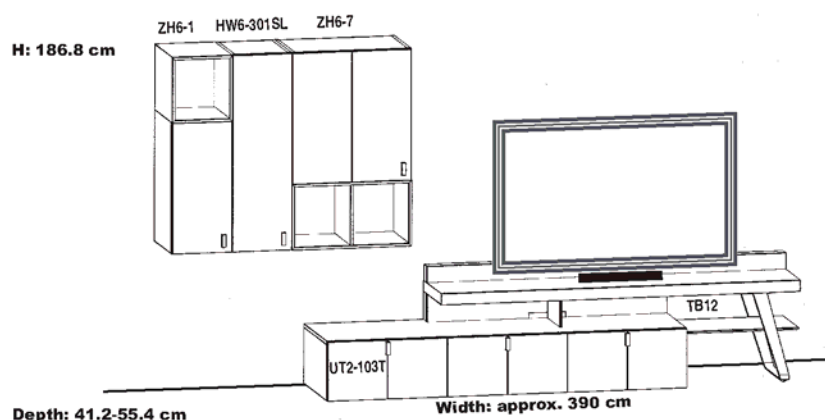
each

### Lighting

2 LED spotlights for display unit	LST3W
2 LED glass-shelf lights	LGB1W
1 LED light for TV bench	LN130W
4 LED shelf lights	LRB1W
1 radio remote control with colour controller (warm light-cool light) and transformer, 30 watt	FKS2W

### General accessories

Article descriptions and additional accessories can be found on pages 34 and 35. Base elements with drawers can be replaced with base elements with flaps at no extra cost. An IR repeater may be required for base elements with flaps, see page 35



**Order no. NL20** (as shown)  
Price

**NL20-SV** (mirror-image)

## Recommended accessories:

each

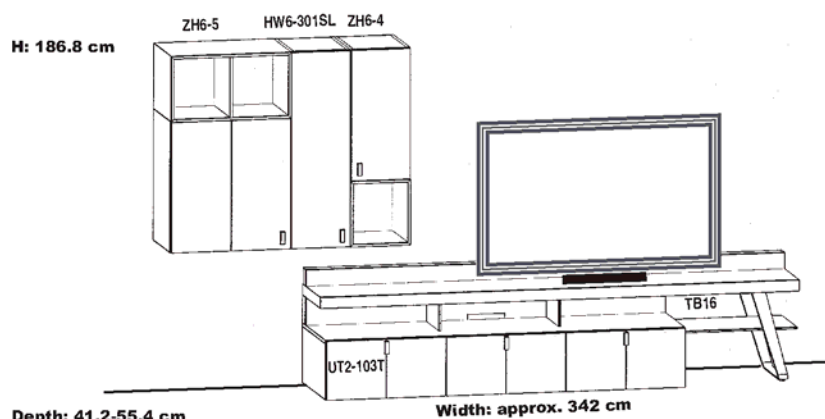
### Lighting

1 LED light for TV bench	LN130W
3 LED shelf lights	LRB1W
1 radio remote control with colour controller (warm light-cool light) and transformer, 30 watt	FKS2W

### General accessories

3 full-extension runners for base el.	VZ500
1-3 organisers	OET65

Article descriptions and additional accessories can be found on pages 34 and 35. Base elements with drawers can be replaced with base elements with flaps at no extra cost. An IR repeater may be required for base elements with flaps, see page 35



**Order no. NL21** (as shown)  
Price

**NL21-SV** (mirror-image)

## Recommended accessories:

each

### Lighting

1 LED light for TV bench	LN195W
3 LED shelf lights	LRB1W
1 radio remote control with colour controller (warm light-cool light) and transformer, 30 watt	FKS2W

### General accessories

3 full-extension runners for base el.	VZ500
1-3 organisers	OET65

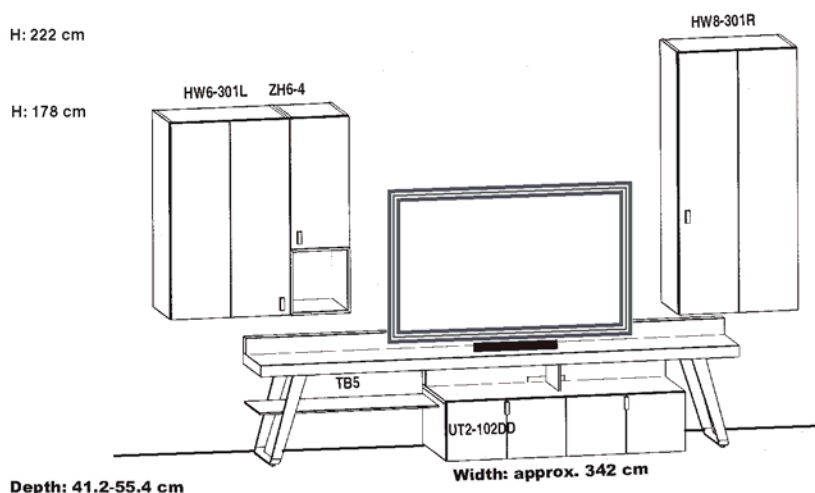
Article descriptions and additional accessories can be found on pages 34 and 35. Base elements with drawers can be replaced with base elements with flaps at no extra cost. An IR repeater may be required for base elements with flaps, see page 35



# Wall combinations

Prices excluding lighting and accessories

Dimensions in cm directly beside the corresponding picture.



**Order no. NL23** (as shown)  
Price

**NL23-SV** (mirror-image)

## Recommended accessories: each

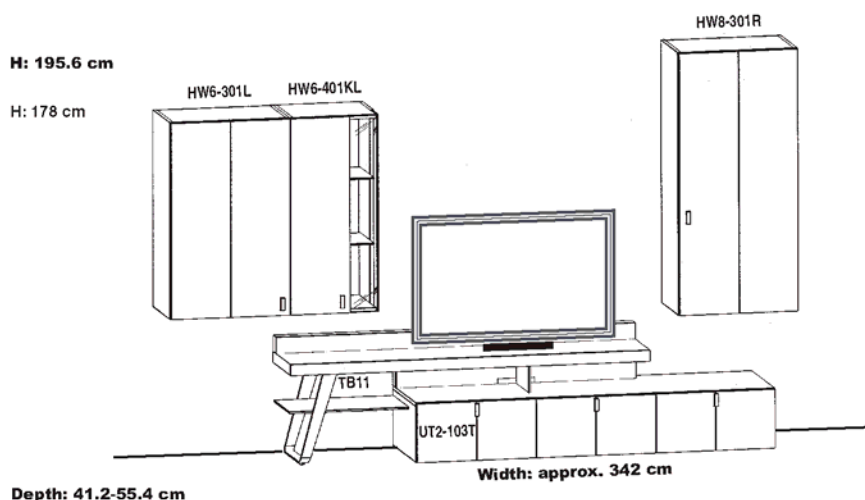
### Lighting

1 LED light for TV bench	LN130W
1 LED shelf light	LRB1W
1 radio remote control with colour controller (warm light-cool light) and transformer, 30 watt	FKS2W

### General accessories

2 full-extension runners for base el.	VZ500
1-2 organisers	OET65

Article descriptions and additional accessories can be found on pages 34 and 35. Base elements with drawers can be replaced with base elements with flaps at no extra cost. An IR repeater may be required for base elements with flaps, see page 35



**Order no. NL24** (as shown)  
Price

**NL24-SV** (mirror-image)

## Recommended accessories: each

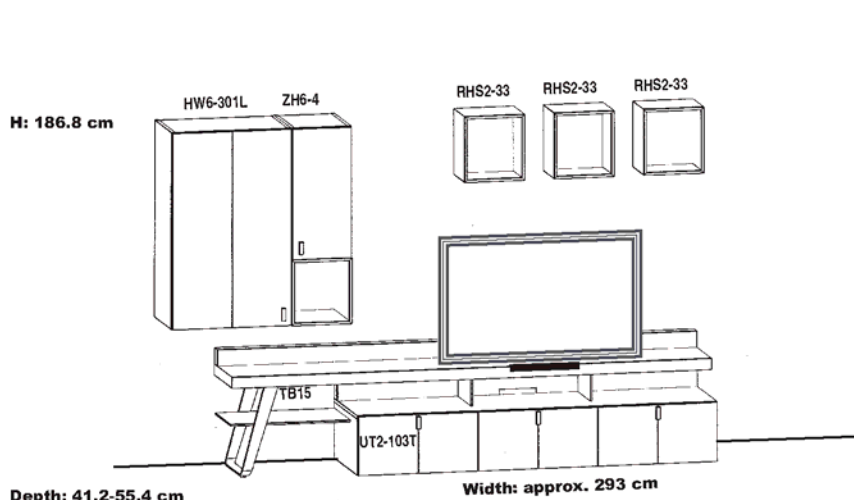
### Lighting

1 LED spotlight for display unit	LST3W
2 LED glass-shelf lights	LGB1W
1 LED light for TV bench	LN130W
1 radio remote control with colour controller (warm light-cool light) and transformer, 30 watt	FKS2W

### General accessories

3 full-extension runners for base el.	VZ500
1-3 organisers	OET65

Article descriptions and additional accessories can be found on pages 34 and 35. Base elements with drawers can be replaced with base elements with flaps at no extra cost. An IR repeater may be required for base elements with flaps, see page 35



**Order no. NL25** (as shown)  
Price

**NL25-SV** (mirror-image)

## Recommended accessories: each

### Lighting

1 LED light for TV bench	LN195W
4 LED shelf lights	LRB1W
1 radio remote control with colour controller (warm light-cool light) and transformer, 30 watt	FKS2W

### General accessories

3 full-extension runners for base el.	VZ500
1-3 organisers	OET65

Article descriptions and additional accessories can be found on pages 34 and 35. Base elements with drawers can be replaced with base elements with flaps at no extra cost. An IR repeater may be required for base elements with flaps, see page 35

# Wall combinations

Prices excluding lighting and accessories

Dimensions in cm directly beside the corresponding picture.

H: 222 cm

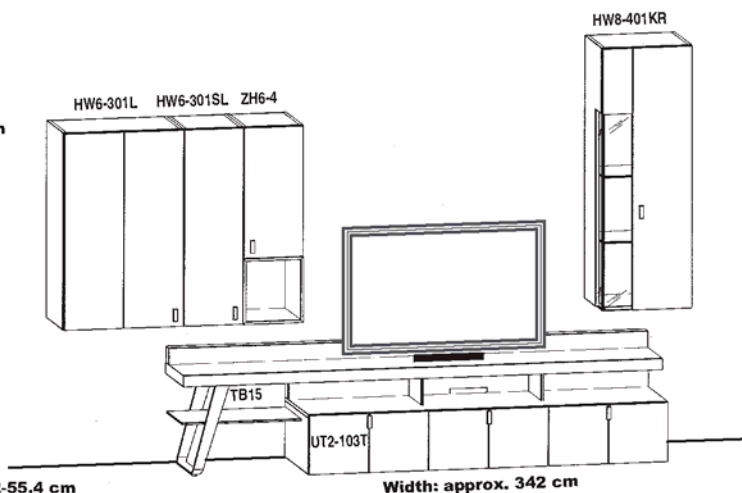
H: 186.8 cm

Depth: 41.2-55.4 cm

Order no. NL26 (as shown)

Price

NL26-SV (mirror-image)



## Recommended accessories:

each

### Lighting

1 LED spotlight for display unit	LST3W
2 LED glass-shelf lights	LGB1W
1 LED light for TV bench	LN195W
1 LED shelf light	LRB1W
1 radio remote control with colour controller (warm light-cool light) and transformer, 30 watt	FKS2W

### General accessories

3 full-extension runners for base el.	VZ500
1-3 organisers	OET65

Article descriptions and additional accessories can be found on pages 34 and 35. Base elements with drawers can be replaced with base elements with flaps at no extra cost. An IR repeater may be required for base elements with flaps, see page 35

H: 222 cm

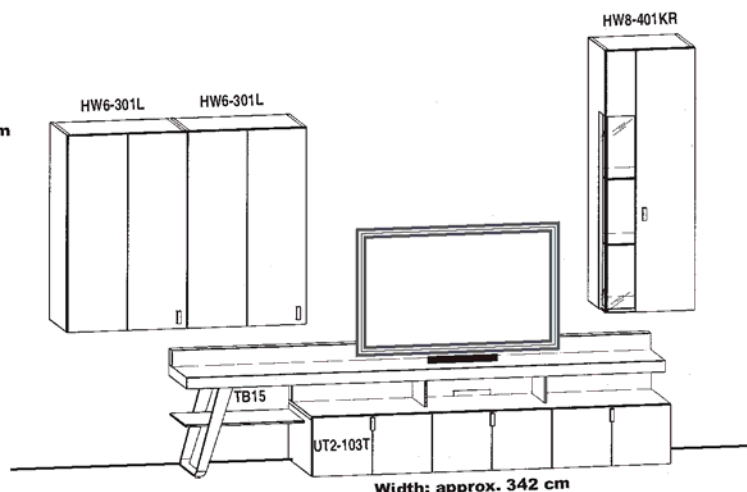
H: 186.8 cm

Depth: 41.2-55.4 cm

Order no. NL27 (as shown)

Price

NL27-SV (mirror-image)



## Recommended accessories:

each

### Lighting

1 LED spotlight for display unit	LST3W
2 LED glass-shelf lights	LGB1W
1 LED light for TV bench	LN195W
1 radio remote control with colour controller (warm light-cool light) and transformer, 30 watt	FKS2W

### General accessories

3 full-extension runners for base el.	VZ500
1-3 organisers	OET65

Article descriptions and additional accessories can be found on pages 34 and 35. Base elements with drawers can be replaced with base elements with flaps at no extra cost. An IR repeater may be required for base elements with flaps, see page 35

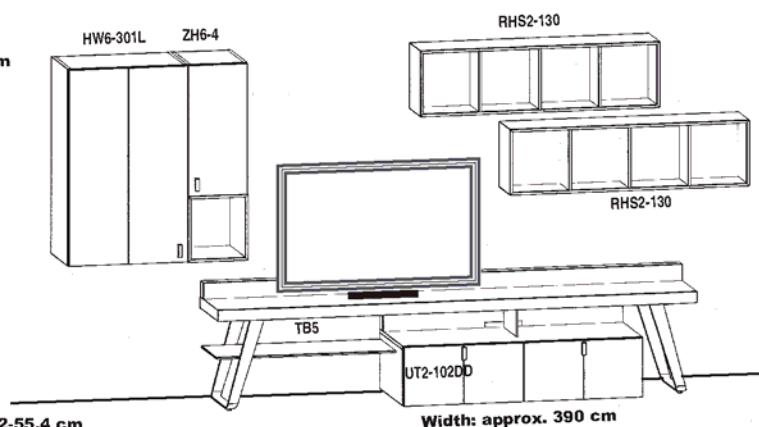
H: 186.8 cm

Depth: 41.2-55.4 cm

Order no. NL28 (as shown)

Price

NL28-SV (mirror-image)



## Recommended accessories:

each

### Lighting

1 LED light for TV bench	LN130W
9 LED shelf lights	LRB1W
1 radio remote control with colour controller (warm light-cool light) and transformer, 30 watt	FKS2W

### General accessories

2 full-extension runners for base el.	VZ500
1-2 organisers	OET65

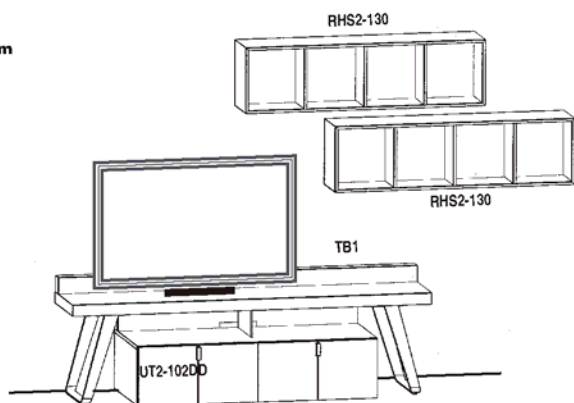
Article descriptions and additional accessories can be found on pages 34 and 35. Base elements with drawers can be replaced with base elements with flaps at no extra cost. An IR repeater may be required for base elements with flaps, see page 35

# Wall combinations

Prices excluding lighting and accessories

Dimensions in cm directly beside the corresponding picture.

H: 186.8 cm



Depth: 41.2-55.4 cm

Width: approx. 277 cm

Order no. NL29 (as shown)

NL29-SV (mirror-image)

Price

## Recommended accessories:

each

### Lighting

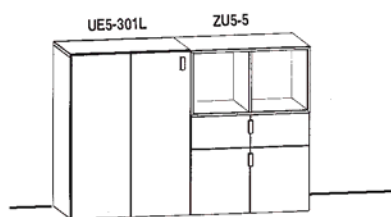
1 LED light for TV bench	LN130W
8 LED shelf lights	LRB1W
1 radio remote control with colour controller (warm light-cool light) and transformer, 30 watt	FKS2W

### General accessories

2 full-extension runners for base el.	VZ500
1-2 organisers	OET65

Article descriptions and additional accessories can be found on pages 34 and 35. Base elements with drawers can be replaced with base elements with flaps at no extra cost. An IR repeater may be required for base elements with flaps, see page 35

H: 90 cm



Depth: 41.2 cm

Width: 130 cm

Order no. NL31 (as shown)

NL31-SV (mirror-image)

Price

## Recommended accessories:

each

### Lighting

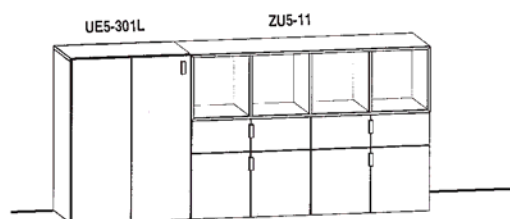
2 LED shelf lights	LRB1W
1 electrical storage compartment with radio remote control	FKS2W

### General accessories

2 full-extension runners for sideboard	VZ320
1 cutlery organiser	BE65M

Article descriptions and additional accessories can be found on pages 34 and 35.

H: 90 cm



Depth: 41.2 cm

Width: 195 cm

Order no. NL33 (as shown)

NL33-SV (mirror-image)

Price

## Recommended accessories:

each

### Lighting

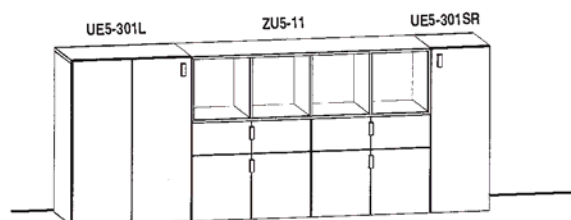
4 LED shelf lights	LRB1W
1 electrical storage compartment with radio remote control	FKS2W

### General accessories

4 full-extension runners for sideboard	VZ320
1-2 cutlery organisers	BE65M

Article descriptions and additional accessories can be found on pages 34 and 35.

H: 90 cm



Depth: 41.2 cm

Width: 227.5 cm

Order no. NL34 (as shown)

NL34-SV (mirror-image)

Price

## Recommended accessories:

each

### Lighting

4 LED shelf lights	LRB1W
1 electrical storage compartment with radio remote control	FKS2W

### General accessories

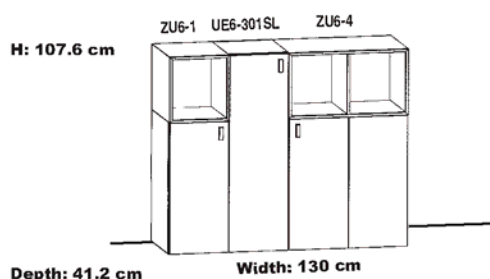
4 full-extension runners for sideboard	VZ320
1-2 cutlery organisers	BE65M

Article descriptions and additional accessories can be found on pages 34 and 35.

# Wall combinations

Prices excluding lighting and accessories

Dimensions in cm directly beside the corresponding picture.



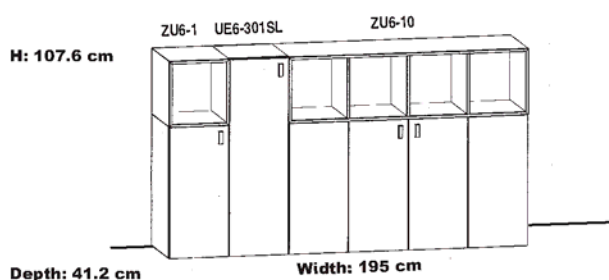
**Order no.** NL41 (as shown) NL41-SV (mirror-image)  
Price

## Recommended accessories: each

### Lighting

3 LED shelf lights LRB1W  
1 electrical storage compartment with LES65W  
radio remote control **FKS2W**

**Article descriptions and additional accessories can be found on pages 34 and 35.**



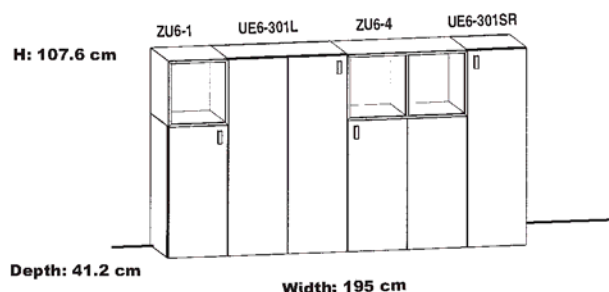
**Order no.** NL42 (as shown) NL42-SV (mirror-image)  
Price

## Recommended accessories: each

### Lighting

5 LED shelf lights LRB1W  
1 electrical storage compartment with LES65W  
radio remote control **FKS2W**

**Article descriptions and additional accessories can be found on pages 34 and 35.**



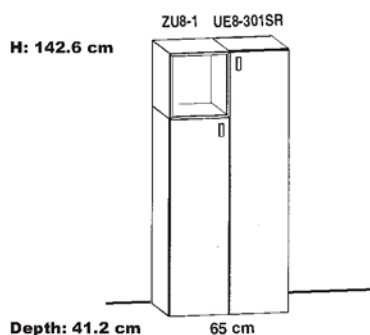
**Order no.** NL43 (as shown) NL43-SV (mirror-image)  
Price

## Recommended accessories: each

### Lighting

3 LED shelf lights LRB1W  
1 electrical storage compartment with LES65W  
radio remote control **FKS2W**

**Article descriptions and additional accessories can be found on pages 34 and 35.**



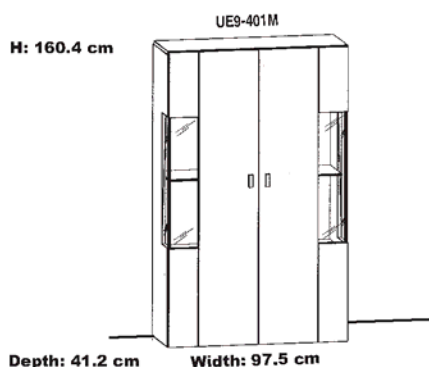
**Order no.** NL52 (as shown) NL52-SV (mirror-image)  
Price



# Wall combinations

Prices excluding lighting and accessories

Dimensions in cm directly beside the corresponding picture.



**Order no. NL51**  
Price

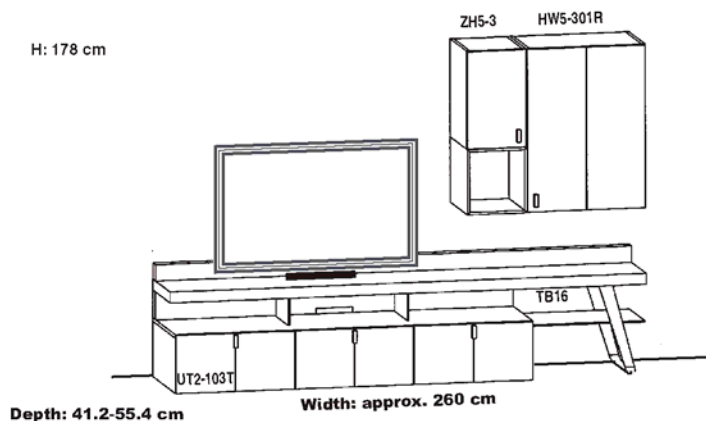
## Recommended accessories:

each

### Lighting

2 LED spotlights for display unit	LST3W
2 LED glass-shelf lights	LGB1W
1 electrical storage compartment with radio remote control	LES49W
<b>FKS2W</b>	

**Article descriptions and additional accessories can be found on pages 34 and 35.**



**Order no. NL73** (as shown)  
Price :

**NL73-SV** (mirror-image)

## Recommended accessories:

each

### Lighting

1 LED light for TV bench	LN195W
1 LED shelf light	LRB1W
1 radio remote control with colour controller (warm light-cool light) and transformer, 30 watt	FKS2W

### General accessories

3 full-extension runners for base el.	VZ500
1-3 organisers	OET65

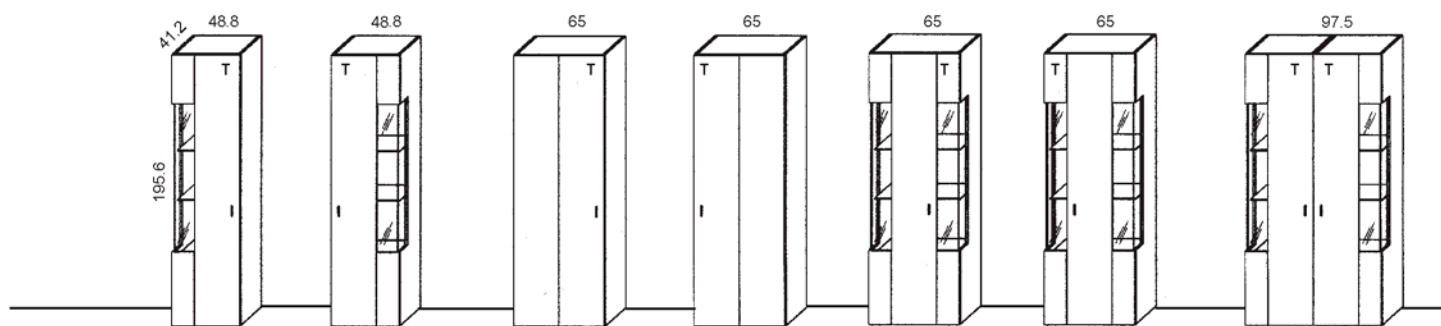
**Article descriptions and additional accessories can be found on pages 34 and 35. Base elements with drawers can be replaced with base elements with flaps at no extra cost. An IR repeater may be required for base elements with flaps, see page 35**

# Planning system for individual models

Dimensions in cm directly beside the corresponding picture.

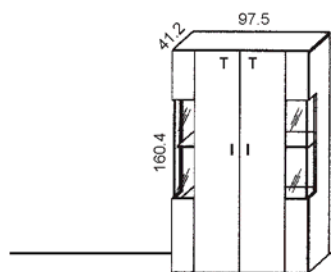
For lighting, see Accessories on pages 34-35.

## Elements, 11 increments



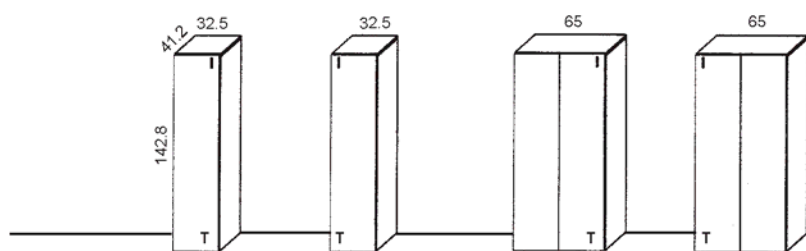
**Order no.** U11-401KL U11-401KR U11-301L U11-301R U11-401L U11-401R ZU11-401  
**Price**

## Element, 9 increments



**Order no.** UE9-401M  
**Price**

## Elements, 8 increments



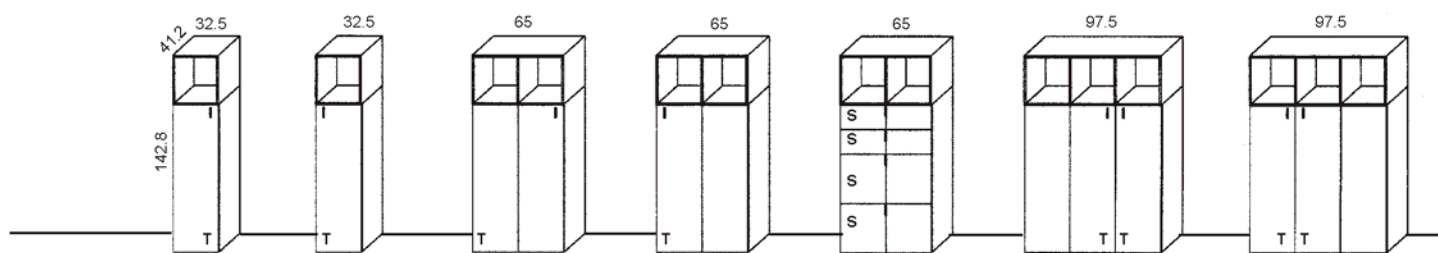
**Order no.** UE8-301SL UE8-301SR UE8-301L UE8-301R  
**Price**

# Planning system for individual models

Dimensions in cm directly beside the corresponding picture.

**T = Doors S = Drawers K = Flap**

## Elements, 8 increments with niche



**Order no.** ZU8-1  
**Price**

ZU8-2

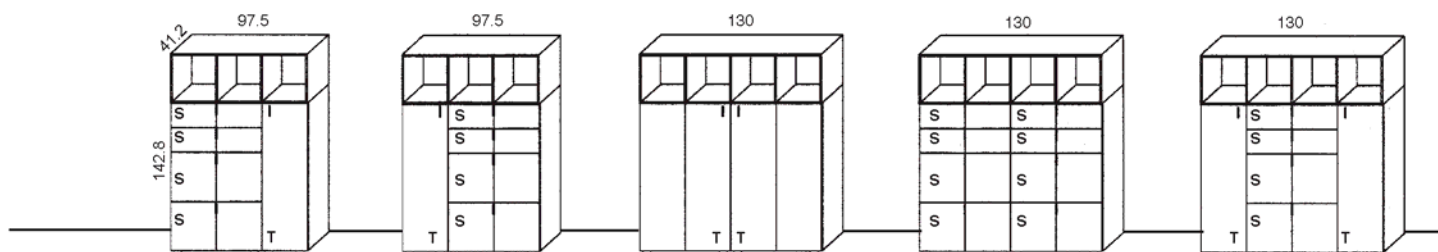
ZU8-3

ZU8-4

ZU8-5

ZU8-6

ZU8-7



**Order no.** ZU8-8  
**Price**

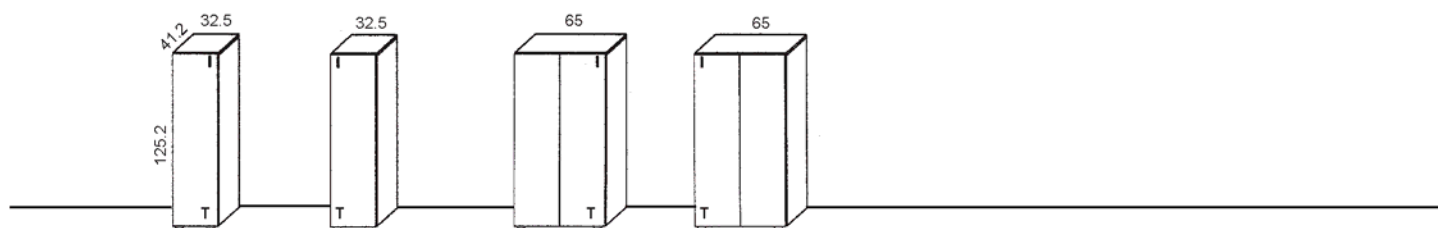
ZU8-9

ZU8-10

ZU8-11

ZU8-12

## Elements, 7 increments



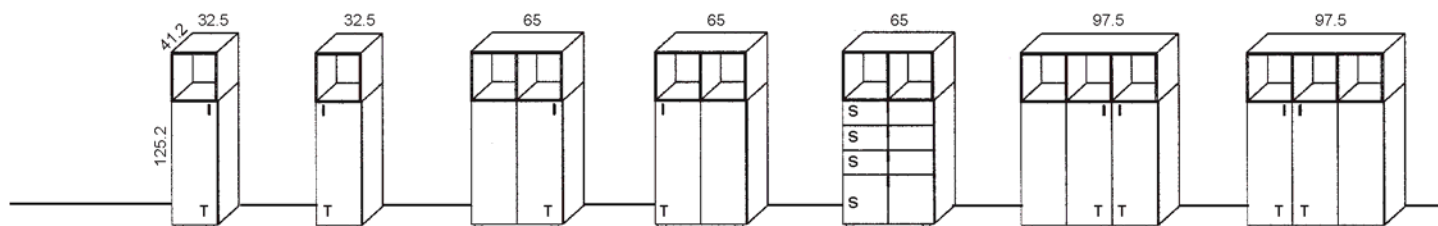
**Order no.** UE7-301SL  
**Price**

UE7-301SR

UE7-301L

UE7-301R

## Elements, 7 increments with niche



**Order no.** ZU7-1  
**Price :**

ZU7-2

ZU7-3

ZU7-4

ZU7-5

ZU7-6

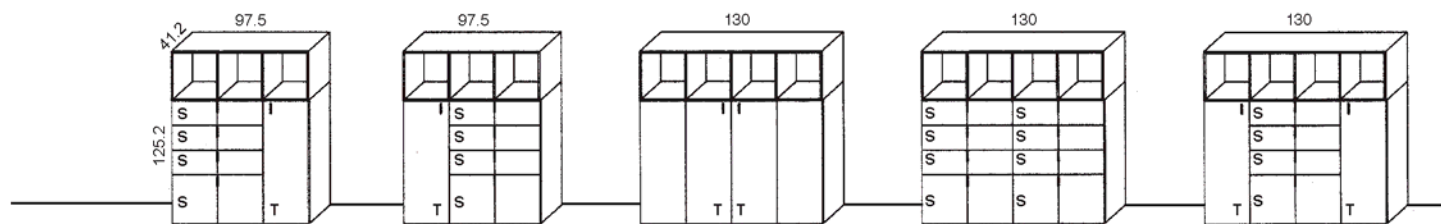
ZU7-7

# Planning system for individual models

Dimensions in cm directly beside the corresponding picture.

For lighting, see Accessories on pages 34-35.

## Elements, 7 increments with niche



**Order no.** ZU7-8

ZU7-9

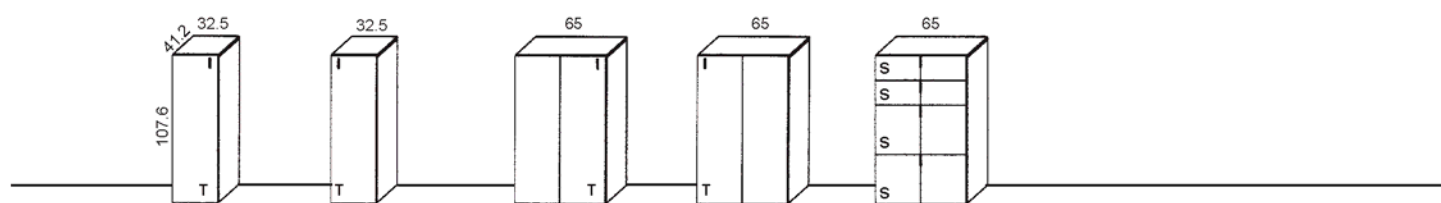
ZU7-10

ZU7-11

ZU7-12

Price :

## Elements, 6 increments



**Order no.** UE6-301SL

UE6-301SR

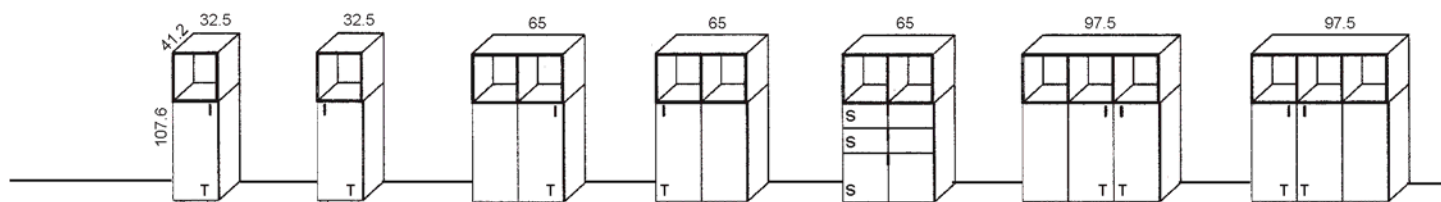
UE6-301L

UE6-301R

UE6-104

Price

## Elements, 6 increments with niche



**Order no.** ZU6-1

ZU6-2

ZU6-3

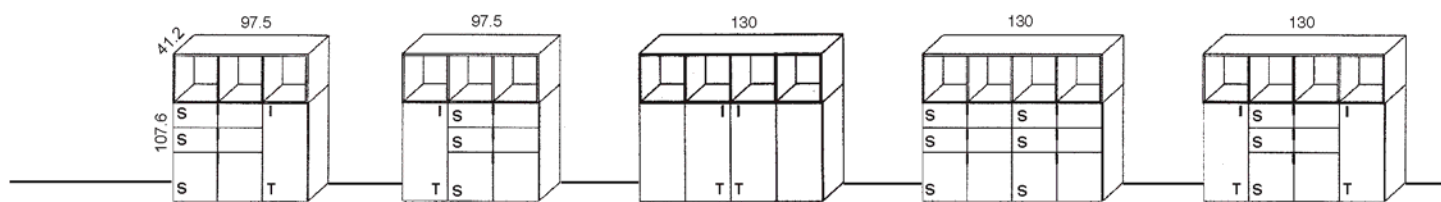
ZU6-4

ZU6-5

ZU6-6

ZU6-7

Price



**Order no.** ZU6-8

ZU6-9

ZU6-10

ZU6-11

ZU6-12

Price

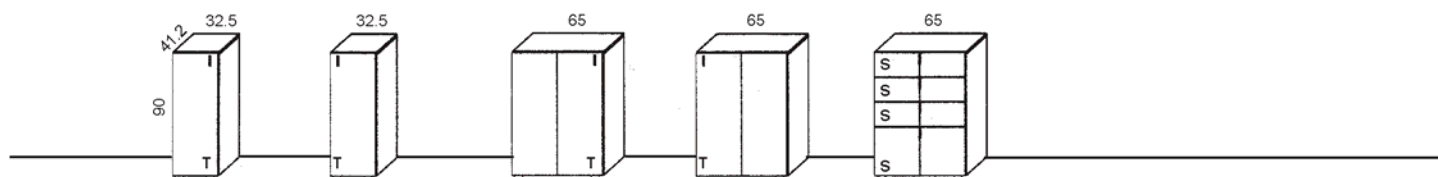


# Planning system for individual models

Dimensions in cm directly beside the corresponding picture.

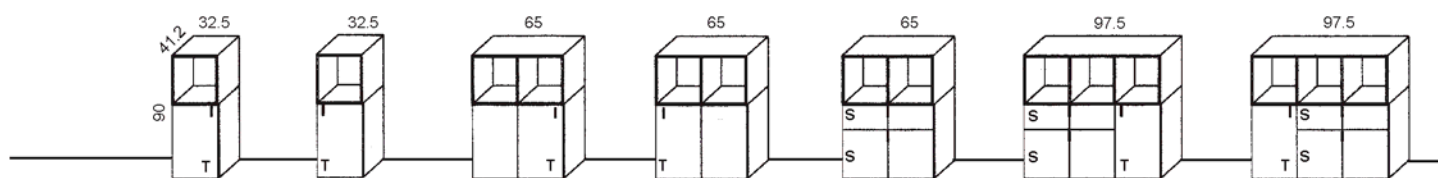
**T = Doors S = Drawers K = Flap**

## Elements, 5 increments

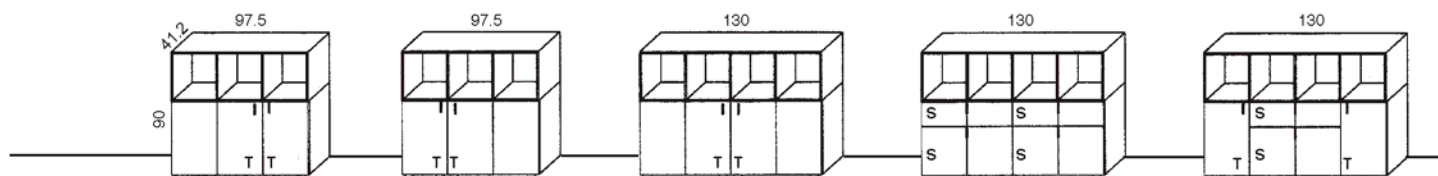


**Order no.** UE5-301SL UE5-301SR UE5-301L UE5-301R UE5-104  
**Price**

## Elements, 5 increments with niche



**Order no.** ZU5-1 ZU5-2 ZU5-3 ZU5-4 ZU5-5 ZU5-6 ZU5-7  
**Price**



**Order no.** ZU5-8 ZU5-9 ZU5-10 ZU5-11 ZU5-12  
**Price**

# Planning system for individual models

Dimensions in cm directly beside the corresponding picture.

**For lighting, see Accessories on pages 34-35.**

**Planning information:** As standard, all TV benches are supplied with an angled metal leg as shown.

If desired, a straight leg can also be supplied at no extra cost. If a straight leg is required, please state this clearly on your order. Both designs are powder-coated in RAL 7022.

## TV benches for base elements

<b>H:</b> 63.6 cm <b>H:</b> 54.8 cm			
	(for 130-cm-wide base elements)	(for 130-cm-wide base elements)	(for 130-cm-wide base elements)
<b>Order no.</b> TB1 <b>Price</b>	<b>TB11</b>	<b>TB12</b>	
<b>H:</b> 63.6 cm <b>H:</b> 54.8/63.6 cm			
	(for 130-cm-wide base elements with SKL)	(for 130-cm-wide base elements with SKL)	(for 130-cm-wide base elements with SKL)
<b>Order no.</b> TB2 <b>Price</b>	<b>TB13</b>	<b>TB14</b>	
<b>H:</b> 63.6 cm <b>H:</b> 54.8 cm			
	(for 195-cm-wide base elements)	(for 195-cm-wide base elements)	(for 195-cm-wide base elements)
<b>Order no.</b> TB3 <b>Price</b>	<b>TB15</b>	<b>TB16</b>	
<b>H:</b> 63.6 cm <b>H:</b> 54.8 cm			
	(for 195-cm-wide base elements with SKL)	(for 195-cm-wide base elements with SKL)	(for 195-cm-wide base elements with SKL)
<b>Order no.</b> TB4 <b>Price</b>	<b>TB17</b>	<b>TB18</b>	
<b>H:</b> 63.6 cm <b>H:</b> 54.8 cm			
	(for 130-cm-wide base elements)	(for 130-cm-wide base elements)	
<b>Order no.</b> TB5 <b>Price</b>	<b>TB6</b>		
<b>H:</b> 63.6 cm <b>H:</b> 54.8 cm			
	(for 130-cm-wide base elements with SKL)	(for 130-cm-wide base elements with SKL)	
<b>Order no.</b> TB7 <b>Price</b>	<b>TB8</b>		

**SKL = sound cover**

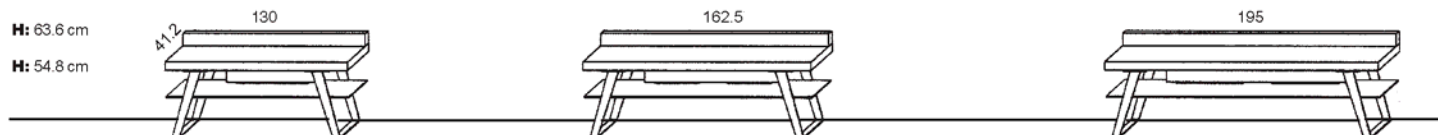
# Planning system for individual models

Dimensions in cm directly beside the corresponding picture.

**T=Door S=Drawer K=Flap SKL=Sound cover**

The sound covers are lacquered in the same colour as the other base-element fronts but they appear somewhat darker due to the perforated metal surface. The sound covers open by pushing them.

## TV benches without base elements



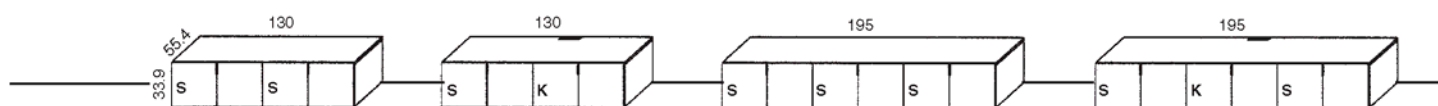
**Order no.** TB21

**Order no.** TB22

**Order no.** TB23

**Price** :

## Base elements with drawers or flaps



**Order no.** UT2-102D

**Order no.** UT2K-121D

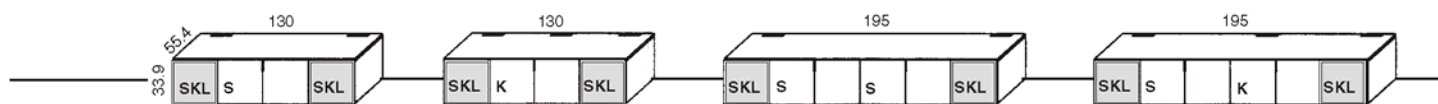
**Order no.** UT2-103T

**Order no.** UT2K-212T

**Price** :

— = The cable feed-through is located on the top panel, but it can also be omitted if desired.

## Base elements with sound cover



**Order no.** UT2K-251D

**Order no.** UT2K-252D

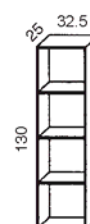
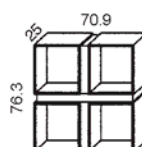
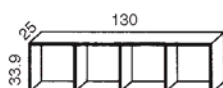
**Order no.** UT2K-251T

**Order no.** UT2K-252T

**Price** :

## Hanging shelves

If shelves are lit, please note the cable-routing information provided on page 4.



**Order no.** RHS2-33

**Order no.** RHS2-130

**Order no.** RHS4-22

**Order no.** RHS130-2

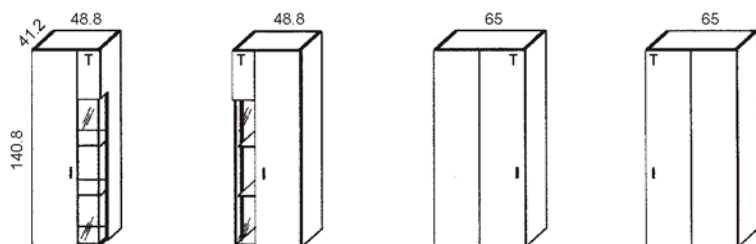
**Price**

# Planning system for individual models

Dimensions in cm directly beside the corresponding picture.

For lighting, see Accessories on pages 34-35.

## Wall units, 8 increments



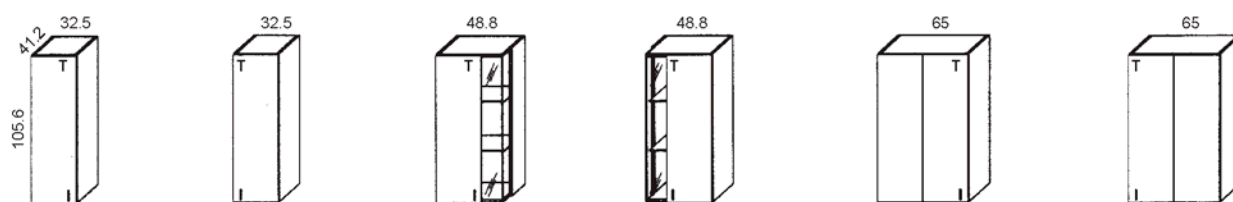
**Order no.** HW8-401KL  
**Price**

HW8-401KR

HW8-301L

HW8-301R

## Wall units, 6 increments



**Order no.** HW6-301SL  
**Price**

HW6-301SR

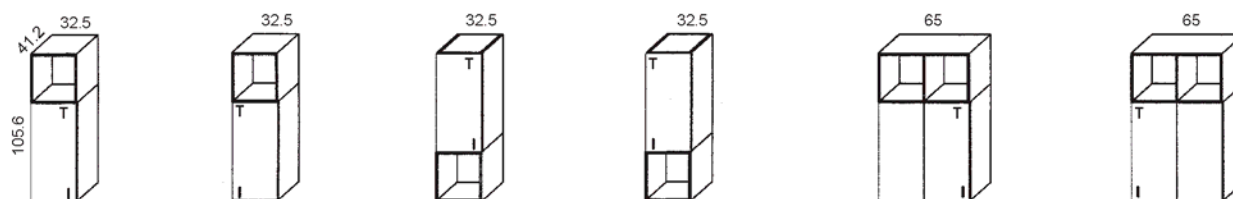
HW6-401KL

HW6-401KR

HW6-301L

HW6-301R

## Wall units, 6 increments with niche



**Order no.** ZH6-1  
**Price**

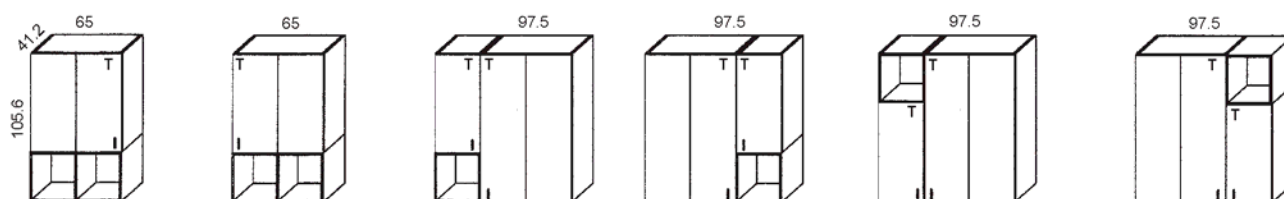
ZH6-2

ZH6-3

ZH6-4

ZH6-5

ZH6-6



**Order no.** ZH6-7  
**Price**

ZH6-8

ZH6-9

ZH6-10

ZH6-11

ZH6-12

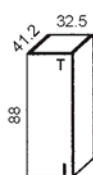


# Planning system for individual models

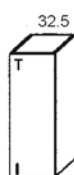
Dimensions in cm directly beside the corresponding picture.

**T = Doors S = Drawers K = Flap**

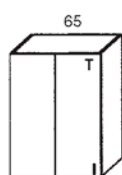
## Wall units, 5 increments



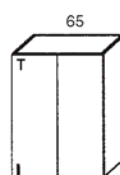
**Order no.** HW5-301SL  
**Price :**



**Order no.** HW5-301SR

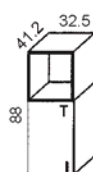


**Order no.** HW5-301L



**Order no.** HW5-301R

## Wall units, 5 increments with niche



**Order no.** ZH5-1  
**Price**



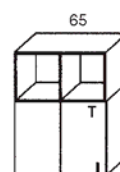
**Order no.** ZH5-2



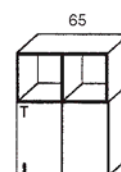
**Order no.** ZH5-3



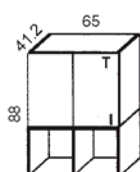
**Order no.** ZH5-4



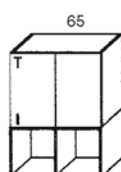
**Order no.** ZH5-5



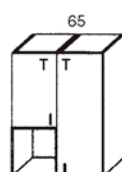
**Order no.** ZH5-6



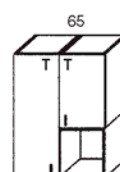
**Order no.** ZH5-7  
**Price**



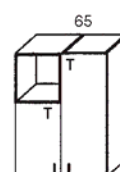
**Order no.** ZH5-8



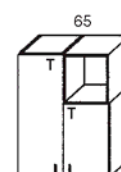
**Order no.** ZH5-9



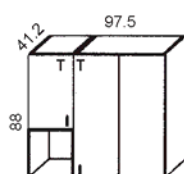
**Order no.** ZH5-10



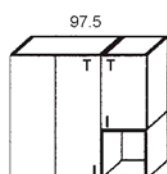
**Order no.** ZH5-11



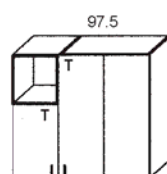
**Order no.** ZH5-12



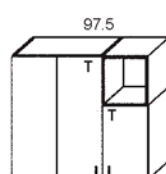
**Order no.** ZH5-13  
**Price :**



**Order no.** ZH5-14



**Order no.** ZH5-15



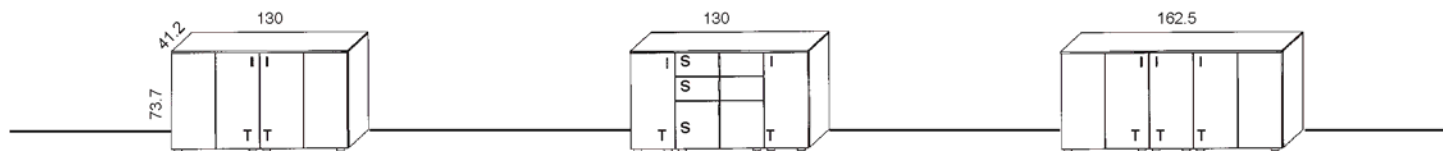
**Order no.** ZH5-16

# Planning system for individual models

Dimensions in cm directly beside the corresponding picture.

**T = Doors S = Drawers K = Flap**

## Sideboard elements with a continuous lacquered cover panel, 73.7-cm high

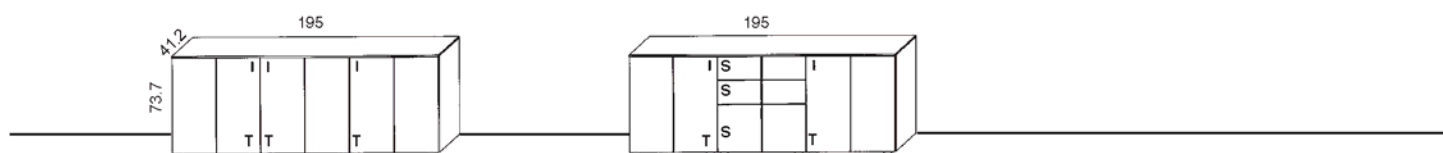


**Order no.** SB1

**Price:**

**Order no.** SB2

**Order no.** SB3

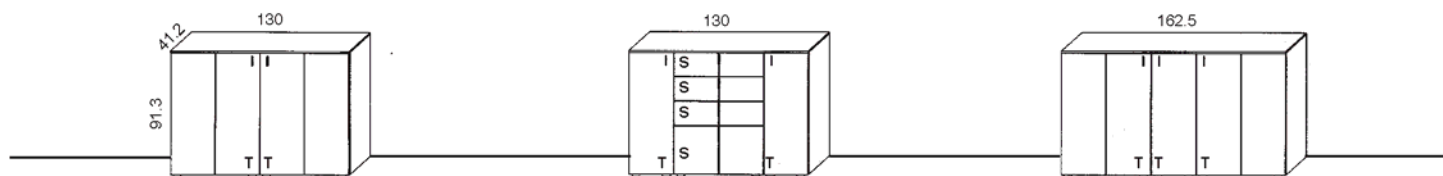


**Order no.** SB4

**Price:**

**Order no.** SB5

## Sideboard elements with a continuous lacquered cover panel, 91.3-cm high

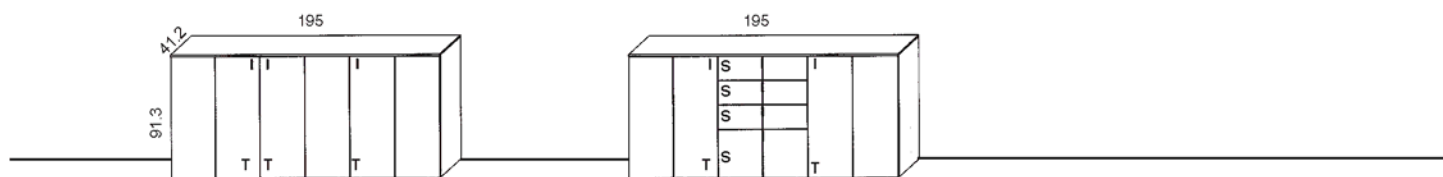


**Order no.** SB10

**Price**

**Order no.** SB11

**Order no.** SB12



**Order no.** SB13

**Price**

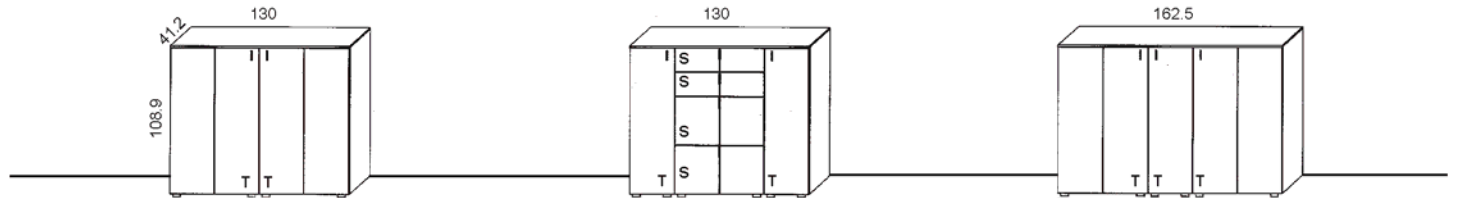
**Order no.** SB14

# Planning system for individual models

Dimensions in cm directly beside the corresponding picture.

**T = Doors S = Drawers K = Flap**

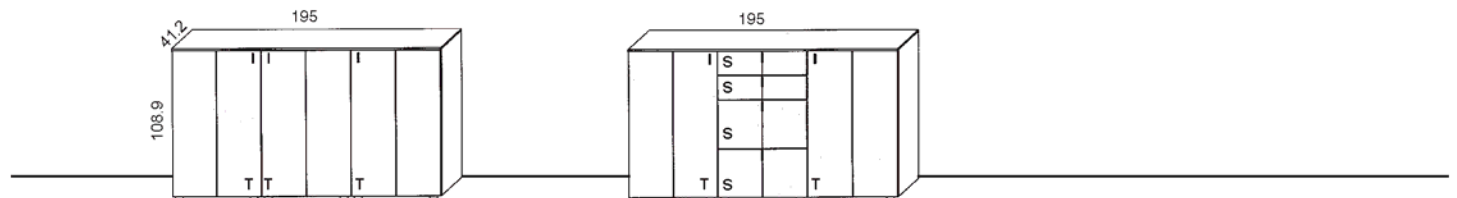
## Sideboard elements with a continuous lacquered cover panel, 108.9-cm high



**Order no.** SB20  
**Price**

**SB21**

**SB22**



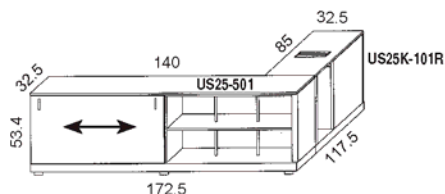
**Order no.** SB23  
**Price**

**SB24**

# Room dividers

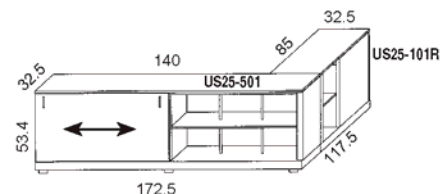
Dimensions in cm directly beside the corresponding picture.

## Room divider combinations



**Order no.** RT1 (as shown)  
**Price :**

RT1-SV (mirror-image)



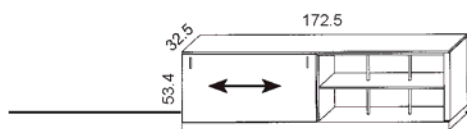
RT2 (as shown)

RT2-SV (mirror-image)

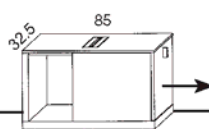
## Room dividers – individual models

### The element contains:

Two 220-volt sockets, two USB sockets and one cable-feed-through flap in the panel. A 220-volt power supply must be provided by the customer.

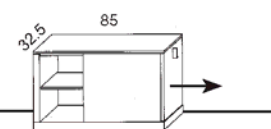


**Order no.** US25-501  
**Price**



US25K-101R (as shown)

US25K-101L (mirror-image)



US25-101R (as shown)

US25-101L (mirror-image)

### Lighting for US25-501

The **LN42W** LED light illuminates the vertical support in US25-501 with 12 volt/2.5 watt. Usually, it is necessary to order two lights, and although possible behind sliding doors, it is not recommended. A remote control with the **FKS2W** transformer is required.

**Radio remote control**  
for LED lights, inc. a transformer and colour controller

**Order no.** LN42W Price per item  
**Price :**

FKS2W

### Reading light for US25K-101L/R US25-101L/R

LED light (12 volt/2 watt) inc. transformer.  
Three brightness levels. Black



LP2

These lights are fitted with **A++** to **A** LED bulbs, based on a scale of **A++** (most efficient) to **E** (least efficient). The bulbs in these lights cannot be replaced.

# Coffee tables

Dimensions in cm directly beside the corresponding picture.

## Finishes

### Base:

RAL 7022, powder-coated.

### Top:

Honey oak timber, stone-grey oak timber and natural knotty walnut.

### Drawers:

White, fango or taupe matt silk lacquer.

### Coffee table without drawer

**Height** 45 cm



**Width** 85 cm, **Depth** 85 cm

**Order no.** CT502-85

Price

### Coffee table with drawer



**Width** 85 cm, **Depth** 85 cm

CT502-85A

### Coffee table without drawer

**Height** 45 cm



**Width** 125 cm, **Depth** 75 cm

**Order no.** CT502-125

Price

### Coffee table with drawer



**Width** 125 cm, **Depth** 75 cm

CT502-125A

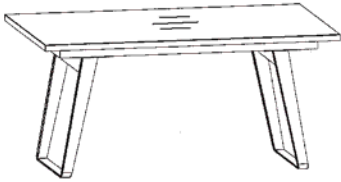
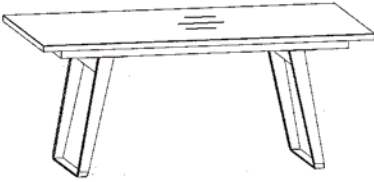


# Dining tables with metal base

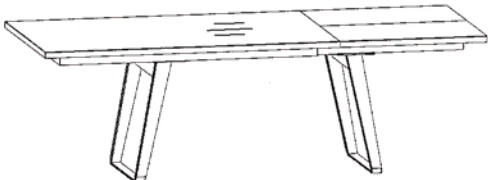
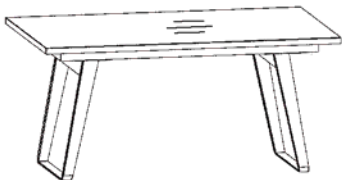
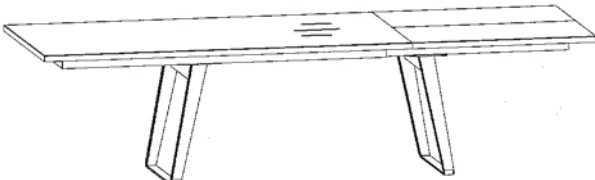

Dimensions in cm directly beside the corresponding picture.

<b>Finishes</b>	<b>Base:</b>	RAL 7022, powder-coated.
	<b>Top:</b>	Honey oak timber, stone-grey oak timber and natural knotty walnut.
	<b>Sliding tabletop:</b>	Honey oak timber, stone-grey oak timber or natural knotty walnut. The veneer is continuous.

## Dining tables with fixed top

<b>Height</b> 76 cm			
	<b>Width</b> 160 cm, <b>Depth</b> 95 cm	<b>Width</b> 180 cm, <b>Depth</b> 95 cm	<b>Width</b> 200 cm, <b>Depth</b> 95 cm
	<b>Order no.</b> ET500-160 Price	ET500-180	ET500-200

## Sliding-tabletop tables

<b>Sliding tabletop open</b>		<b>Sliding tabletop closed</b>	
<b>Height</b> 76 cm			
	<b>Width</b> 160/240 cm, <b>Depth</b> 95 cm	<b>Width</b> 160 cm, <b>Depth</b> 95 cm	
	<b>Order no.</b> ET500-160A Price		
<b>Sliding tabletop open</b>		<b>Sliding tabletop closed</b>	
<b>Height</b> 76 cm			
	<b>Width</b> 200/300 cm, <b>Depth</b> 95 cm	<b>Width</b> 200 cm, <b>Depth</b> 95 cm	
	<b>Order no.</b> ET500-200A Price		

# Dining table with pedestal leg

Dimensions in cm directly beside the corresponding picture.

## Finishes

### Base:

White, fango or taupe matt silk lacquer.

### Base plate:

Powder-coated metal, RAL 7022.

### Top:

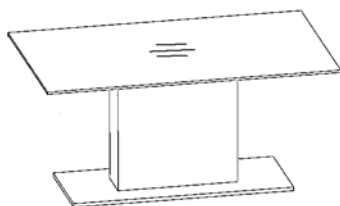
Honey oak timber, stone-grey oak timber or natural knotty walnut.

### Extension panels:

White, fango or taupe matt silk lacquer.

## Dining tables, non-extending

Height 75 cm



Width 160 cm, Depth 95 cm

Width 180 cm, Depth 95 cm

Order no.

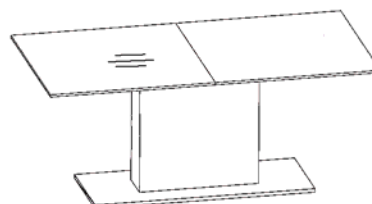
ET160Q

ET180Q

Price

## Extending dining table

The table can be extended to 225 or 270 cm using two 45-cm-wide extension panels. Both panels are stored inside the table.







Width 180/225/270 cm, Depth 95 cm

ET180AQ

# Chairs: Nola

## Available finishes:

Wooden backs	Base	Covers
Honey oak timber <b>515</b>	Cantilever, flat pipe, powder-coated RAL 7022	<b>PG1:</b> Fabric in any finish
Stone-grey oak timber <b>625</b>		<b>PG2:</b> Leather in any finish
Natural knotty walnut <b>536</b>		

Nola	Finishes		Leather
<b>without armrests</b>	Wooden backs	<b>Order no.</b>	<b>PG 2</b>
 <p> <b>B:</b> 48 cm  <b>H:</b> 91 cm  <b>D:</b> 58 cm  <b>SH:</b> approx. 46.5 cm  <b>SD:</b> 44 cm         </p> <p>Load-bearing capacity up to 120 kg.</p>	Honey oak timber	<b>211-515</b>	
	Stone-grey oak timber	<b>211-625</b>	
	Natural knotty walnut	<b>211-536</b>	
<b>with armrests</b>	Wooden backs	<b>Order no.</b>	<b>PG 2</b>
 <p> <b>B:</b> 55 cm  <b>H:</b> 91 cm  <b>D:</b> 58 cm  <b>SH:</b> approx. 46.5 cm  <b>SD:</b> 44 cm  <b>ARH:</b> 69 cm         </p> <p>Load-bearing capacity up to 120 kg.</p>	Honey oak timber	<b>212-515</b>	
	Stone-grey oak timber	<b>212-625</b>	
	Natural knotty walnut	<b>212-536</b>	
<b>without armrests, with handle</b>	Wooden backs	<b>Order no.</b>	<b>PG 2</b>
 <p> <b>B:</b> 48 cm  <b>H:</b> 91 cm  <b>D:</b> 58 cm  <b>SH:</b> approx. 46.5 cm  <b>SD:</b> 44 cm         </p> <p>Load-bearing capacity up to 120 kg.</p>	Honey oak timber	<b>216-515</b>	
	Stone-grey oak timber	<b>216-625</b>	
	Natural knotty walnut	<b>216-536</b>	
<b>with armrests and handle</b>	Wooden backs	<b>Order no.</b>	<b>PG 2</b>
 <p> <b>B:</b> 55 cm  <b>H:</b> 91 cm  <b>D:</b> 58 cm  <b>SH:</b> approx. 46.5 cm  <b>SD:</b> 44 cm  <b>ARH:</b> 69 cm         </p> <p>Load-bearing capacity up to 120 kg.</p>	Honey oak timber	<b>217-515</b>	
	Stone-grey oak timber	<b>217-625</b>	
	Natural knotty walnut	<b>217-536</b>	
	<b>Please see the current Gwinner fabric and leather samples for the available covers.</b>		

# Product information about the chairs

**Leather:** The **Toledo** leather used is a coated leather that is available in 43 colours as per the samples.




Coated leather is manufactured using complex refinement techniques. By polishing the surface of the leather, any irregularities are smoothed out and can no longer be seen. Thanks to the coating pigmentation, we are able to produce a regular surface in a beautiful, even colour. The natural structure is largely removed by the polishing and dyeing processes but it can be re-embossed to create a natural look. In doing so, the natural characteristics that are found in the structure of the leather are left partially visible. Coated leather is generally hard-wearing, easy-care, and above all, dirt- and water-repellent. In addition to being hard-wearing, the coating also reduces the leather's sensitivity to sunlight.

## Cleaning and care instructions:

- Regularly dust the leather with a soft cloth. Avoid rubbing the leather vigorously.
- Never clean in small areas, but rather clean and care for the leather from stitch to stitch.
- Never pour cleaning or care products directly onto the leather. Instead, use a cloth or sponge to apply the product carefully.
- First clean the leather, then care for it. You should use important caring and moisturising substances so that your leather remains beautiful for many years. However, these substances can only be absorbed if there is no dust on the surface.
- Depending on use, leather furniture should be cleaned and cared for once or twice a year, e.g. before and after the summer months when the heating is not on.
- Never use microfibre cloths to clean leather – they may damage the surface. Only use soft, lint-free natural-fibre cloths.
- When cleaning, only use filtered water where possible as this reduces lime residue.
- Carefully mop up spills as soon as possible. When doing so, always clear up spills starting from the outside working inwards.
- After cleaning, allow the surface to dry properly before applying care products.
- Colour-intensive clothing, such as a jeans, may dye the leather. You can protect light-coloured leathers by treating them with Keralux R<sup>®</sup> protection cream. We recommend using **LCK** products to clean and care for your leather.

**Fabrics:** The **Imola**, **Luxury** and **Amaro** fabrics used are available in 18 colours. They are treated with a stain protector that prevents spills from penetrating deep into the fabric, and also helps to remove spills more quickly.



## Technical characteristics:


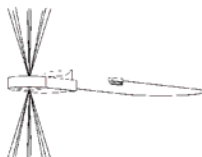





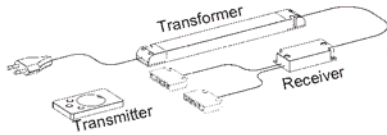
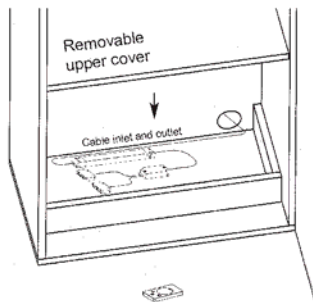
	Imola	Amaro	Luxury
<b>Martindale test:</b>	35,000	25,000	40,000
<b>Pilling test:</b>	4	4-5	4-5
<b>Fading resist.:</b>	4	4	4

## Cleaning and care instructions:

- Always use a clean cloth and clean the fabric in a circular motion. Do not let the fabric become too wet.
- Avoid exposure to direct sunlight as the fabrics may fade.
- Do not use any impregnating agents, bleaching agents or similar chemical substances.
- Our fabrics are almost pilling-free. However, if pills should form after extended use, they can be removed using a commercially available lint shaver.

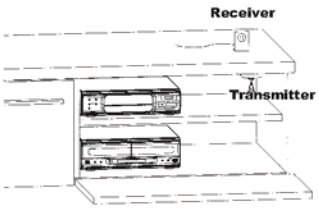
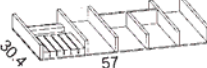
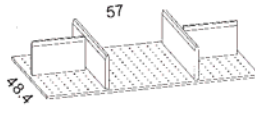
**Subject to errors, as well as design, colour and material modifications as part of technical progress.**

# Accessories

Article	Order no.		Description
<b>Lighting and switches</b>			
<b>Flush-mounted LED spotlight</b>	LST3W		 <p>For display units. 12 volt/2.9 watt, hidden cable duct, length: 4 metres. Only available with a radio remote control or electrical storage compartment.</p> <p>These lights are fitted with <b>A++</b> to <b>A</b> bulbs, based on a scale of <b>A++</b> (most efficient) to <b>E</b> (least efficient). The bulbs in these lights cannot be replaced.</p>
<b>LED light for glass shelves</b>	LGB1W		 <p>For glass shelves. 12 volt/0.8 watt. Cable duct through the rear panel, length: 4 metres. Only available with a radio remote control or electrical storage compartment.</p> <p>These lights are fitted with <b>A++</b> to <b>A</b> LED bulbs, based on a scale of <b>A++</b> (most efficient) to <b>E</b> (least efficient). The bulbs in these lights cannot be replaced.</p>
<b>LED light for shelves</b>	LRB1W		 <p>For shelves. 12 volt/0.4 watt. Cable duct through the rear panel, length: 4 metres. Only available with a radio remote control or electrical storage compartment.</p> <p>These lights are fitted with <b>A++</b> to <b>A</b> LED bulbs, based on a scale of <b>A++</b> (most efficient) to <b>E</b> (least efficient). The bulbs in these lights cannot be replaced.</p>
<b>LED light for TV benches</b>	LN65W For TB21  LN98W For TB22  LN130W For TB23 and base elements over 130 cm wide  LN195W Base elements over 195 cm wide		 <p>1 LED light, length: 55 cm, cable length: approx. 4 metres. Radio remote control or electrical storage compartment required. 12 volt/4 watt.</p>  <p>1 LED light, length: 88 cm, cable length: approx. 4 metres. Radio remote control or electrical storage compartment required. 12 volt/7 watt.</p>  <p>1 LED light, length: 120 cm, cable length: approx. 4 metres. Radio remote control or electrical storage compartment required. 12 volt/9 watt.</p>  <p>1 LED light, length: 185 cm, cable length: approx. 4 metres. Radio remote control or electrical storage compartment required. 12 volt/14 watt.</p> <p>These lights are fitted with <b>A++</b> to <b>A</b> LED bulbs, based on a scale of <b>A++</b> (most efficient) to <b>E</b> (least efficient). The bulbs in these lights cannot be replaced.</p>
<b>Radio remote control</b> for LED lights, inc. a transformer and colour controller	FKS2W		 <p>Using the remote control, a maximum of two power circuits can be switched and changed from cool light to warm light. A power circuit may contain up to six light fixtures. 12 volt/30 watt.</p>
<b>Electrical storage compartment with radio remote control</b> For 32.5-cm-wide elements For 48.8-cm-wide elements For 65-cm-wide elements	LES33W  LES49W  LES65W		 <p>Please specify the element in which the electrical storage compartment should be fitted. Contains the radio remote control, <b>FKS2W</b>. The upper cover is a removable wooden shelf, and the full depth of the cupboard can therefore be used.</p>



# Accessories

Article	Order no.		Description
<b>Lighting and switches</b>			
<b>IR repeater</b>	<b>IRST</b> Receiver on stand, as shown.		 <p>The IR repeater increases the range of standard IR remote controls within the unit. A DVD player can therefore be operated from behind a closed flap, for example. Incoming IR commands from the appliance's remote control are received by the receiver, amplified and passed on inside the unit via the transmitter. The advantage is that the repeater only passes on signals, it therefore does not require its own remote control. A 220-volt mains connection is required for operation.</p> <p>IR = infrared</p>
<b>Wooden and glass shelves</b>			
<b>Wooden shelf</b> behind 65-cm-wide doors	<b>FA65-33</b>		Additional wooden shelf behind doors, 61.1 x 33 x 1.9 cm
<b>Wooden shelf</b> behind 48.8-cm-wide doors	<b>FA49-33</b>		Additional wooden shelf behind doors, 44.9 x 33 x 1.9 cm
<b>Wooden shelf</b> behind 32.5-cm-wide doors	<b>FA33-33</b>		Additional wooden shelf behind doors, 28.6 x 33 x 1.9 cm
<b>Glass shelf</b> behind 65-cm-wide glass doors	<b>GLFA65-32</b>		Additional glass shelf behind display-unit doors 61.1 x 32 x 0.6 cm
<b>Glass shelf</b> behind 48.8-cm-wide glass doors	<b>GLFA49-32</b>		Additional glass shelf behind display-unit doors 44.9 x 32 x 0.6 cm
<b>Drawers: Special equipment</b>			
<b>Full-extension runner surcharge</b>	<b>VZ320</b>		For 32-cm-deep drawers.
<b>Full-extension runner surcharge</b>	<b>VZ500</b>		For 50-cm-deep drawers.
<b>Cutlery organiser</b> for 65-cm-wide sideboard drawers	<b>BE65M</b>		 <p>For 6-piece cutlery set, with knife block. Solid beech finish, lacquered grey. Width 57 cm, Depth 30.4 cm. Not suitable for use in deep base elements.</p>
<b>Organiser</b>	<b>OET65</b>		 <p>For 65-cm-wide base element drawers – 48.4 cm x 57 cm. Solid beech finish, lacquered grey. Interior compartments are adjustable using pre-drilled holes (with 2 longitudinal and 2 transverse dividers).</p>

The logo for Gwinner International. It features the word "GWINNER" in a bold, white, sans-serif font. A small white square is positioned above the letter "W". To the right of "GWINNER" is a registered trademark symbol (®). Below "GWINNER" is the word "INTERNATIONAL" in a smaller, white, sans-serif font.

**GWINNER**®  
INTERNATIONAL